



PLEXCONCIL - The Plastics Export Promotion Council

PLEXCONNECT[®]

Edition 46, April 2023

**Interview with Aditya Kashikar,
International Trade Consultant, Pg. 11**

**PLEXCONCIL'S Proposal for
FTP MSME Policy, Pg. 15**

**Countryscape –
Focus on Argentina, Pg. 20**

**Building Supply Chain
Resilience, Pg. 30**

To protect your harvest, mulch films need to last an entire season.

Adverse environmental conditions can lead to cracks and tears in mulch film over time.

Our masterbatches can solve these problems.

We use a combination of silver, black, UV and Anti-Oxidant masterbatches for:



High Sunlight Reflectance



High Opacity



Chemical & Pesticide Resistance

Our high-quality masterbatches also offer smooth finish and high gloss, meaning your products look fantastic!

Contact us for Mulch Films or GeoSynthetics needs!

dhirendra@jjplastalloy.com : ✉

www.jjplastalloy.com : 🌐

+91 8808 736 600 : 📞

Bharuch (Gujarat) & : 📍
Chandauli (U.P), India.



THE PLASTICS EXPORT
PROMOTION COUNCIL

Editorial Advisory Board

Convener - Mr. Vikram Bhaduria,
ALOK Masterbatches

Member - Mr. Manoj Agarwal,
Kanpur Plastipack

Member – Mr. Amit Pal, Kolor Impex

Member – Mr. Devang Sheth,
Polycromax Industries

Member - Mr. Sribash Dasmohapatra

Editorial Advisor - Mr. Niranjana Mudholkar

Plexconnect is published by:

The Plastics Export Promotion Council

Editor: Sribash Dasmohapatra,
Executive Director, Plexconcil

Associate Editor: Sangita Iyengar

Send in your feedback, comments,
suggestions to editor@plexconcil.org

Head Office (Head Office)

B-Wing, Dynasty Business Park, Unit No. 2, Ground
Floor, Andheri-Kurla Road, Chakala, Andheri East,
Mumbai – 400059, Maharashtra
Tel: 022 – 40170000

Delhi - Northern Regional (Regional Office)

319, 3rd Floor, Block - E, International Trade Tower 99,
Nehru Place
New Delhi - 110019
Tel: 91-11-26478817 / 26478819
Fax: 91-11-26478821
Email: plexnr@plexconcil.org
ashutosh.kumar@plexconcil.org

Chennai - Southern (Regional Office)

No: 5 | Ground Floor | Vivekananda Road
|Off Spur Tank Road
Chetpet | Chennai 600 031 | Tamil Nadu | INDIA
Tel : +91 44 2829 2620 | 2829 2625 (D)
M: +91 98400 53930
Email : ruban.hobday@plexconcil.org

Kolkata - Eastern Regional (Regional Office)

Vaniya Bhavan, 1/1 Wood Street
Kolkata - 700016
Tel: 91-33-22834497 / 22834498
Fax: 91-33-22834289
Email: nilotpal@plexconcil.org

Ahmedabad – Gujarat Region (Regional Office)

A-1001, Titanium Heights,
Nr. Vodafone House,
Corporate Road,
Prahladnagar, Makarba,
Ahmedabad- 380015 (Gujarat)
Tel: 079-48010103
Email: naman@plexconcil.org



@officialplexconcil



THE PLASTICS EXPORT PROMOTION COUNCIL



@plexconcil



@officialplexconcil

Boost Your Business Growth With Impeccable Colours of Nature

Committed to enhance quality and performance through innovating various custom colour, special effects and sustainable masterbatches to provide genuine and vibrant solutions

APPLICATION AREAS FOR COLOUR MASTERBATCHES

- ◆ Caps Closures & FMCG ◆ Wires & Cables ◆ Non Woven ◆ Oil Containers
- ◆ Toys ◆ Household & Furniture
- ◆ Woven Sacks & Lamination
- ◆ Polyester Fibre ◆ PPBCF

- ◆ **Leading Manufacturer
& Exporter of Masterbatches,
Additives & Compounds**
- ◆ **Network spread over
60+ countries**

Exceeding Your Expectations

BLEND COLOURS

Powered by Innovation

Hear BLEND, Think #BLENDCOLOURS



From the Chairman's Desk	05
Council Activities – February 2023	06
Interview with Aditya Kashikar, International Trade Consultant on Cross Border Trade Valuation	11
India's Foreign Trade Strategy 2023 - PLEXCONCIL'S Proposal for FTP MSME Policy	15
Countryscape – Focus on Argentina	20
Polymer Price Tracker	23
Export Performance – February 2023	24
Building Supply Chain Resilience	30
What is Biotransformation?	33
International News	36
India News	42
Why become a Plexconcil Member?	47
New Members – February 2023	48



DCS INTERNATIONAL TRADING COMPANY

Formally Known as PKS International Company



Awarded as Top Merchant Exporter in "Northern Region" by The PLEXCONCIL (Ministry of Commerce & Industry, Govt. of India)
For consecutive 17 years



LEADING EXPORTER OF 100% INDIAN HUMAN HAIR
PIONEER IN THIS INDUSTRY SINCE 50 YEARS.

We are fully committed to quality with regards to our products as well as our processes and services. This is fully corroborated by our long standing relationships with almost all of our international clients.

- ✂ Non Remy Double Draw Natural Hair-black
- ✂ Non Remy Double Draw Natural Hair-grey
- ✂ Non Remy Double Draw Natural Hair-white
- ✂ Remy Single Draw Natural-black
- ✂ Bulk Hair



Top Export Excellence
Award in
(Northern Region) by
"FIEO"



**Highest Foreign Exchange Earner Award
in (Northern Region) by**
"FIEO" (Ministry of Commerce & Industry Govt. of India)



"Niryat Shree & Niryat Bandhu"
For Highest Exports in
Non-MSME Category by
"FIEO"



Mr. Prem Kumar Solanki

DCS GROUPS

Mr. Pushpender Kr. Solanki

Corporate Office : 2nd Floor, 223 DLF Tower, 15 Shivaji Marg, Moti Nagar New Delhi-110015 (INDIA)

Telephone : +91-11-45566861 Mobile : +91-9716035229

Email : dcs@dcshairs.com, pks@pkshairs.com | Website : www.dcshairs.com

★ ★ **Two Star Export House**

RECOGNIZED BY THE MINISTRY OF COMMERCE & INDUSTRIES (GOVT. OF INDIA)



SCAN QR CODE FOR
MORE DETAILS



Welcome back to another new financial year and we hope that the past year has been good for business and you remain on course to achieve your goals.

At PLEXCONCIL, we have been aggressively working towards promoting our first exhibition, PLEXCONNECT 2023, and now with just a little over 60 days to go, our efforts are on full steam. As I write this note, 190 buyers from 40+ countries across categories have already registered for the RBSM. Our target is to invite 600 buyers and we have already been in constant contact with Indian embassies and missions as well as MEA, etc who have been keenly supporting us in bringing in the buyers. We also had excellent opportunities to promote PLEXCONNECT during our participation at KOPLAS Korea, COSMOPROF Italy and PLASTICO Brazil and have received great response from buyers in these countries. We are now expecting at least two buyer delegations from Korea through KOIMA, a local association and Indian Chamber of Commerce, Korea (ICCK) in addition to delegations from Bangladesh, Japan, and Israel. Advanced stage discussions are on going with several other nations and we are very optimistic about achieving our targets. We also have received active interest from some of the Northern & Southern states for State Pavilion participation and shall keep you posted on the developments.

And now that we have all put the pressures of the year end closing behind us, we urge all members to come forward, book your stalls at PLEXCONNECT and ensure that you are seen where it matters most! Our offices and team are ready and waiting to assist you with any queries that you may have in this regard.

At the time of going into publishing, we hope that the new Foreign Trade Policy would have been announced. The highly anticipated new FTP envisages laying down the roadmap for achieving \$2 trillion exports (goods and services) by 2030. It would also focus on a number of other new and emerging areas in trade, including focus on e-commerce exports. And while in the past, the FTP has been extended multiple times, in its new avatar, it aims to infuse greater dynamism into especially MSME exports. In this issue, we bring you an insight into a few proposals/ recommendations that we have shared with the Dept of Commerce to boost the MSME export segment.

We also bring you a new writer, Aditya Kashikar, who is an international trade consultant and shares some nuggets of information and advice on cross border trade valuation, what it is and what is its importance, in this issue of the magazine.

Meanwhile, exports for FY 22-23 are likely to be lower than the last financial year. Many politico-economic conditions prevailing globally including the lowered polymer pricing have impacted exports this past year. However, polymer prices are stabilizing, and we hope to see some relief owing to the same in the months ahead. During February 2023, India exported plastics worth USD 872 million, lower by 17.2% from USD 1,054 million in February 2022. Cumulative value of plastics export during April 2022 – February 2023 was USD 10,911 million as against USD 12,169 million during the same period last year, registering a decline of 10.3%.

In this issue of the magazine, we look at Argentina as our focus destination. Latin America is a strategic market with great export potential for Indian exports and we continue to work towards making inroads into this region. We have also featured an article of building resilience in your supply chains. The world as we knew was entirely disrupted during the pandemic and no one was prepared. Hence, going forward it is best that we build business resilience in order to ensure that we are able to tide over uncertainties and continue on our growth path. All of this and our updates and news complete the round up of our April edition.

Wish you all the best and on a parting note, we look forward to your participation and support for PLEXCONNECT 2023!

Warm regards,

Hemant Minocha
Chairman

► Council Activities - February 2023

PLASTINDIA Reverse Buyer Seller Meet - February 1 - 5, 2023, Pragati Maidan, New Delhi

The Council participated at the above event and successfully organised the Reverse Buyer Seller Meet with 300 overseas Buyers from 30 different Countries participated at the RBSM. With the efforts of the Delhi office, Mrs. Mercy Epao, Joint Secretary, Ministry of MSME visited the Council's Promotional booth, Reverse Buyer Seller Meet conference Hall and interacted with the foreign Buyers and exhibitors. Director, EP(CAP) and Under Secretary EP(CAP) also visited the booth and conference hall during the exhibition.

AMBIENTE 2023 Show – Germany | 3-7, February 2023

The PLEXCONCIL in its endeavor to promote the export of plastics products took part in AMBIENTE 2023, a show dedicated to the houseware and consumer ware being held after a gap of 3 years at the Messe Frankfurt, Germany with 11 exhibitors.

Indian Pavillon:



The Indian pavilion had 10 Exhibitors displaying products which included consumer and houseware appealing to the European and Middle East markets. The exhibition provided a great platform for first-time exhibitors at the show to create awareness about Indian Products in Europe. The Indian Pavilion has made a footprint at the show even though this was the first time the Plexconcil had organized the Pavilion. 1 company (Tokyo Plastics) was given a booth in Hall 9.1. India Pavilion was housed in Hall 11.1 which was categorized for Global Sourcing along with other international pavilions that were displaying in products of the same segment.

The inputs received from the exhibitors had mixed views. Some of them did real business through the buyers were from mostly Middle Eastern countries rather than Europe. Though the India Pavilion is the corner of hall 11.1 (aisle G last aisle in the hall) buyers were visiting the booths regularly even fixing meetings outside the halls.



The exhibitor's catalog was printed and distributed to all the visitors at the show informing them about the products. An infographic was posted on the Embassy of India, Berlin, Germany social media handles to promote the Pavilion amongst German buyers along with posting on all the Plexconcil social media avenues.

PLEXCONNECT 2023 Promotions

Plexconnect 2023 was promoted effectively during the show by the Council's representative visiting potential exhibitors/buyers and inviting them to visit the show. The Council representative made a presentation during the Interactive Meeting hosted by the Consulate General, Frankfurt office on 3rd Feb 2023 at Hotel Kempinski highlighting the salient features and requesting the Embassy to support in bringing buyers from Germany to visit India.

Key Discussions regarding Orientation programme with EPC and other stakeholders on National Logistics Policy - February 9, 2023 - Vanijya Bhawan, New Delhi

The above meeting was chaired by the Commerce Secretary on the above subject. The meeting was conducted in view of the National Logistics Policy (NLP) announced by the Hon'ble Prime Minister of India. The meeting envisaged the vision of Gati Shakti scheme of the Hon'ble Prime Minister of India. There was a presentation made by the Logistics Data Bank (LDB) which defined the objective of the integration of the various online platforms of Ministries. The common interface which is called Unified Logistics Interface Platform (ULIP) links the various Application Interface Protocols (APIs) of the Ministries in real time tracking of the Vessel transported from any single or multi-mode. The APIs would also provide the details of the empty vessels to the agencies to stop the shipping lines from charging exorbitant prices which would subsequently prove pivotal in price regularisation. A very keen point highlighted during the meeting was the non-storage of the data of the exporters at the API of ULIP to safeguard from data breach and data mining. Various other salient features were elaborated during the discussion which are available at the website: <https://www.goulip.in>.



The issue raised by Mr. Anuj Sharma was delay in clearance of goods at the Customs especially the bulky containers even though the exporter/CHA might be Authorised Economic Operator (AEO) to which the Commerce Secretary opined that the same would be looked into and after the operationalisation of the API the same would be taken care of as the online system would be integrated. Mr. Anuj Sharma also raised the issue of the poor infrastructure especially in the Northern Region and exorbitant charges at the POS and Terminal charges which was keenly noted by the Commerce Secretary. A very keen observation made by the LDB was the non-cooperation of the Shipping Industry in exchanging data which was taken care of by the Commerce Secretary. Various other issues from other Councils were also discussed during the meeting.

Mr. Subhash Srivastava, Senior Manager and Mr. Anuj Sharma, Assistant Manager represented the Council at the above meeting.

Visit to the Bawana Industrial Area, Bawana on February 20, 2023

The Council Delhi office official visited the Bawana Industrial Area which was very fruitful. They interacted with the President and other Association officials who were very receptive in the endeavour for the membership and exhibitor recruitment for PLEXCONNECT 2023.

It was informed that there are around 16 Thousand discrete plastic units which are enormous industrial units located in and around Bawana, Tikri, Najafgarh, etc. There is a vast geographical area that could be exploited and converted into the Plastic parks, clusters, SEZ etc.

The Council officials informed them regarding the benefits of the membership of the Council and also about PLEXCONNECT 2023 and sought their help in promoting the same amongst their members. They want a creative in whatsapp for both as they have a group on whatsapp wherein they will circulate the information and based upon the feedback will organise a rally in the units mentioned above which is a traditional method practised in these units taking into consideration the vast members turnout. They also suggested that posters could be displayed at the various locations in these units as a part of awareness campaign.

In view of the above, these units offer a great opportunity for membership amongst the Northern Region, taking into account their vast potential both in terms of plastic units and area.

Mr. Ashutosh Kumar, Regional Director (North), Mr. Anuj Sharma, Assistant Manager & Mr. Ashok Kumar Shah, Junior Assistant visited the Industrial Unit and met with the officials.

Meeting with the Special Commissioner (Industries) – Patparganj, New Delhi – February 24, 2023

The above meeting was chaired by Special Commissioner (Industries) to discuss the modalities of the export competitiveness of Delhi & NCR Region.

A presentation was made by Invest India towards upgradation of the manufacturers of the traders and exporters of Delhi. The objective was to streamline the One District One Product (ODOP) initiative of the Government of India. The Commissioner also stressed upon the fact that the logistics policy of the Delhi Government is under the preparatory note and would soon be released shortly. He further stressed upon the Cluster Development approach of the Delhi Government given the vast area of Bawana, Narela, Tikri, Okhla industrial area on the similar lines that of SEZ i.e. aiding the manufacturing capacities, providing proper infrastructure, enhancement of logistics support, availability of cheap raw materials for enhancing production etc.

Invest India and Secretary Industries also mentioned that in the past on the similar lines of Textiles they have crafted the state-of-the-art Delhi Pavilion at the Textile fair. Mr. Anuj Sharma briefed about the PLEXCONNECT Exhibition 2023 and asked about the necessary financial support from Invest India and Delhi Industries and they reverted to have a proposal to pursue further regarding the possibility of state of art Delhi pavilion.

Furthermore, Mr. Anuj Sharma had an interactive conversation with Commissioner (Industries) regarding the products like plastic sheets, films, etc. which have a large domestic presence especially in North Region. As far as bottleneck are concerned, he stressed upon the Port Parity issues resulting in decline in exports especially in Northern Region and reluctance of the exporting community in environment friendly packaging, Poor Infrastructure etc..

Mr. Anuj Sharma, Assistance Manager & Mr. Subhash Srivastava, Senior Manager represented the Council at the above meeting.

Meeting to resolve the issues regarding the GST and pending claims under MEIS of the exporters

With the rigorous follow up at the Secretary level and above various pending claims of the exporters were resolved pertaining to GST and MEIS and the invalidation issues were also cleared.

► Council Activities - February 2023

VC to monitor export target 2022-23 for NEA Countries | 24th Feb 2023

VC meeting was held on 24.11.2023 under the chairmanship of Shri Anant Swarup, Joint Secretary, Department of Commerce to discuss the Export target for the NEA countries and also to analyse the achievement of targets till January 2023 and the Export targets for the FY 2023-24 was also deliberated upon during the meeting.

The meeting was attended by Mr. Sribash Dasmohapatra, Executive Director and Mr. Ruban Hobday, Regional Director-South.

RBSM | PlastIndia & Plexconnect

The Council organised RBSM during PlastIndia Exhibition 2023, New Delhi. About 300 buyers from over 33 countries attended the program. RD(East) actively involved in the RBSM activities.

Interacting with the Foreign Buyers/Indian Mission abroad for RBSM scheduled during PLEXCONNECT 2023. Also marketing the PLEXCONNECT event among the Eastern Region Based plastics processors.

15th IPF BANGLADESH 2023 SHOW, Dhaka, Bangladesh, FEBRUARY 22-25, 2023, ICCB, DHAKA | South-east Region

The PLEXCONCIL in its endeavour to promote the export of plastics products took part in the 15th IPF Bangladesh 2023 Show, Dhaka, Bangladesh with 10 exhibitors.

IPF, being one of the established trade fair in Bangladesh's plastics, printing and packaging industry, presented a powerful extensive business contacts and technical exchange among the parties associated with the entire industrial chains. This year, the show has gathered 542 world-class manufacturers from 21 countries and regions and occupied 742 booths to showcase top-end technologies, including injection moulding machines, extrusion lines, blown moulding machines, circular loom, etc.,

Indian Pavilion:

The Plexconcil's Indian pavilion had 10 Exhibitors displaying products like Masterbatches, packaging, value added products and Machineries related to Extrusion & Injection Moulding. The exhibition provided a great platform for the exhibitors at the show to gain more market access for the Indian Products/Machineries in Bangladesh.



The inputs received from the exhibitors had mixed views. They felt that the show was more focussed on Machineries compared to the value added plastic products. However, they felt that entering into the Bangladesh market is quite important considering the India's bilateral trade with the neighbouring country and also the vast opportunities to be explored and to substitute the Chinese market presence. Few inquiries have been received and they felt that more homework to be done to close on the deals.

Shri. Pratik D. Negi, First Secretary (Eco&Commerce), the High Commission of India, Dhaka, Bangladesh visited the India Pavilion to interact with the exhibitors and to understand the overview of the Plastic Industry in India.

The exhibitor's catalogue was printed and distributed along with Plexconnect 2023 show brochure to all the visitors at the show informing about the products and the companies who were exhibiting at the Indian Pavilion.



Webinar

PLEXCONNECT- Webinar on "Budget 2023 - Analysis of the Tax Proposals" with Lakshmikumaran & Sridharan Attorneys (L&S) was held and over 50 participants participated. Mr. P. Mohan, Panel Chairman - Plastic Pipes & Fittings gave the welcome address during the webinar.

YOUR BEST CHANCE TO GO GLOBAL!!



PLEXTM 2023 CONNECT

JUNE 15 17 2023 BOMBAY EXHIBITION
CENTRE, NESCO, MUMBAI

**INDIA'S FIRST EVER EXPORT FOCUSED
EXHIBITION FOR PLASTICS IS HERE!**

Invest in your business. Network with leading international buyers,
discover the latest in product and technologies as India's most
comprehensive exhibition for Plastics exports.

Why be a part of **PLEXCONNECT 2023 – INDIA?**

- Spread over 20,000 sq mtrs
- A comprehensive showcase of plastics products ranging from raw materials to semi-finished and finished items; as well as Machinery, dies & molds
- A dedicated Reverse Buyer Seller Meet for 600 Select International & leading Indian exporters
- The Exhibition is being held in India's commercial capital, Mumbai

ORGANIZED BY



THE PLASTICS EXPORT
PROMOTION COUNCIL

SUPPORTING ASSOCIATIONS



Please scan the QR code to Register
for Exhibit / Visit / Attend RBSM





alltime

One of India's top homeware exporter

100% socially & ethically compliant factory

(ISO 9001:2015, ISO 14001:2015, ISO 45001:2018, amfori BSCI,
SEDEX P - 4, amfori BEPI, HIGG, CDP)

Customized product designs with private labelling

ALL TIME PLASTICS PVT. LTD.

www.alltimeplastics.com | [f](#) | [@](#) | [in](#) | expo@alltimeplastics.com



Aditya Kashikar,

International Trade Counsulant

Cross-border Trade Valuation

What is Cross-border Trade Valuation?

Before we dig into the Cross-border Trade Valuation, first let us understand what 'Valuation' in terms of international trade is. It simply means, defining or arriving at the correct value of a good that is going outside the country or coming in the country against the consideration of money or money's value. We have valuations for our plant, machinery, or any other asset. Likewise, in international trade, arriving at a correct valuation of goods is utmost important. In a Utopian world, every commodity should be traded in its arm's length price. Meaning, every commodity should be traded in its fair value. A commodity has its own value based on its utility, demand, and supply factors. Governments closely monitor these values in a timely manner, because there is a high chance of dumping of goods in a certain market. Let us understand the significance of a valuation with a classic example:

Couple of years back, there was excess production of milk and milk related products in New Zealand (The country is famously known for its dairy products). The country had already fulfilled its national capacity. Then, New Zealand decided to export the excess produced consumables to India at a much cheaper rate than the rate that offered by the Indian domestic milk producers. The export price was even cheaper than New Zealand's domestic selling price. This resulted into Indian milk producers being unable to compete with the cheaper imported milk products and started facing price related issues resulting in Indian dairy industry facing major issues like market exploitation. At that point, the Indian government stepped in and imposed an Anti-dumping duty on the milk products which are imported from New Zealand into India. This resulted in imported milk products becoming expensive again in the Indian market. That way, the government protected the interest of Indian milk producers by imposing additional layer of duty on the imported milk products.

Considering the above example, we see why Valuation is one of the key components of the import-export activities. The word 'Valuation' is exclusively defined in the Customs Act, 1962. According to the act, Valuation means the transaction value of the imported goods and exported goods; the price actually paid or payable for the goods when sold for export to India for delivery at the time and place for importation. In terms of export, this can be exporting from India for delivery at the time and place of exportation.



To define the valuation at arm's length basis, the buyer and the seller are not related and price is the sole consideration for the sale subject to such other conditions. If we jot down the term 'Valuation,' then it can be any amount paid or payable for costs and services, including commissions and brokerage, engineering and design work, royalties and license fees, costs of transportation to the place of importation or exportation, insurance, loading-unloading, and handling charges etc.



The Basic Customs Duty (BCD), an inseparable part of global trade is derived from the valuation itself. A percentage charged on transaction value on ad-valorem basis leads us to the BCD of any imported goods. This BCD is paid by the importer at the time of clearance of goods for the home consumption or for further exportation. Following are the criteria for deciding 'value' for Customs Duty:

- Price at which similar goods are sold
- Price for the delivery at the time and place for importation or exportation
- Price should be sole considerations for sale or offer for sale
- Price should be during International Trade
- Price should be on the arm's length basis

Like I said before, Valuation is an inseparable part of imported goods and exported goods, this is explained broadly in the following acts and rules:

Customs Act, 1962

The Customs Act was formulated in the year 1962 to prevent the illegal import and export of goods. All imported goods are subject to duty to afford protection to domestic industries as well as to keep the imports to a minimum in the interests of Indian companies and to secure the exchange rate of the Indian currency. The Customs Act of 1962 is the most crucial Act that provides for the implementation and collection of duty on goods imported and

exported in the country. This Act also deals with the Import and Export procedures, Prohibitions on importation and exportation of goods, penalties, offences etc.

One, who conducts international trade activities, should understand this act, through which he / she become aware of the basic provisions of international trade, but also can use this act as a powerful tool while making business decisions and setting the price of a commodity.

Customs Tariff Act, 1975 (No. 51 of 1975)

This act has been aligned to a great extent with Harmonized System of Nomenclature (HSN) developed by the World Customs Organization (WCO). The Customs Tariff Act of 1975 contains two schedules:

- Schedule-1 gives the classification and rate of duties for imports.
- Schedule-2 gives classification and rate of duties for exports.

In addition to these two schedules, the Customs Tariff Act makes provisions for duties like additional duty (CVD), special duty, anti-dumping duty and protective duties. This act is utmost important for import-exporters to calculate the landing cost of the traded goods. This act specifies the rate of customs duty. The various types of customs duties are:

- Basic Customs Duty (BCD)
- Integrated Goods and Services tax (IGST)
- Goods and Services Tax Compensation Cess
- Antidumping / Protective / Safeguard Duty / Countervailing duty/ Special Additional Customs Duty (SAD)
- Social Welfare Surcharge (SWS)
- Cesses

Customs Valuation (Determination of Value of Exported Goods) Rules, 2007

The value of the export goods shall be based on the transaction value of goods of like kind and quality exported at or about the same time to other buyers in the same destination country of importation or in its another destination country of importation adjusted. While determining the value of export goods several factors are taking into consideration like, commercial levels, quality levels, difference in composition, quality, and design between the goods to be assessed and the goods with which they are being compared, difference in domestic



freight and insurance charges depending on the place of exportation, etc.

Customs Valuation (Determination of Value of Imported Goods) Rules, 2007

Here, the valuation is based on related party transaction and unrelated party transaction. Many times, during the importation of goods, there are high chances of dumping of goods into importing country. This leads to imposition of various additional duties such as, Anti-Dumping Duty, Safeguard Duty, etc. To prevent the act of dumping, valuation attracts the special attention at the time of importation of goods.

In today's digitized era, Indian Customs is adopting 'Faceless Assessment' to conduct its regulatory activities (E.g., clearance of goods). Importer-exporters should also be aware of general aspects of the valuation part like, how duties are imposed on a particular good, why certain goods are exempted from duties, what will be the landed cost of a particular commodity when it comes to the import, etc. I hope this concise article will add value to your knowledge and helps you to take your business decisions more precisely.

If you have any questions or comments, please do not hesitate to approach me!

Aditya Kashikar is the Founder of the consulting firm, 'Trade Winds Consulting' with a demonstrated history of working in the international trade industry. Skilled in the German language, he is an expert on topics such as Trade Compliance, Global Market Advisory & Research, FTA Benchmarking and provides high-quality consulting services in the field of International Trade by sharing knowledge expertise with exporter-importers. A trusted name in the Foreign Trade industry, he works extensively with large companies, SME units, and individuals who are involved in export-import activities. You may contact him on aditya.kashikar@twconsulting.in



Join the White Goods Manufacturing 'REVOLUTION'

Aequs Infra presents HDC, India's first manufacturing cluster, developed specifically for consumer durables, including white goods and brown goods manufacturing. This vertically integrated manufacturing ecosystem will host the entire durable goods manufacturing value chain, from raw material to finished goods, and shared services like cafeteria, medical services, crèches, sanitation etc.

Further, with world class manufacturing facilities and infrastructure and the fastest speed to market, our expert team makes setting up and operationalizing your business simple and easy.

Aequs Infra. We add Ease to your Business.



**EASE OF DOING
BUSINESS**



**SPEED TO
MARKET**



BUILT-TO-SUIT



**CLUSTER
ECOSYSTEM**

The key benefits of the cluster are:



**INSTANT PLUG-N-PLAY
MANUFACTURING**



**INCUBATION
FACILITY**



**READY-TO-HIRE
RESOURCES**



**24/7 UTILITY
SERVICES**



**TRAINING
CENTRE**



**RESIDENTIAL/
DORMS**

*Financial Benefits are**

20% subsidy on capital investment of plant & machinery

2% incentive on the turnover for the first five years

100% duty exemption on electricity for the first five years

₹1 per unit of **power consumed** for five years

*Full text & meaning only as per Government of Karnataka (GO) Government Order

Contact us at:



82086 48747



vijay.singh@aequs.com

Address: No 55, Whitefield Main Road, Mahadevapura Post, Bengaluru – 560048

Website: www.aequsinfra.com



India's Foreign Trade Strategy 2023

PLEXCONCIL'S Proposal for FTP MSME Policy

The Foreign Trade Policy (2015-20), a set of guidelines and instructions established by the DGFT in matters related to the import and export of goods in India, was due to end on 31 March, 2021. However, the FTP has been extended multiple times, first on account of the Covid-19 pandemic and more recently, owing to “volatile” global economic and geopolitical trends brought on by the Ukraine war. The current policy (as on date of publishing this magazine) was extended up to 31 March, 2023.

India is set to see the introduction of a new Foreign Trade Policy (FTP) this year and the DGFT said it will include focus on e-commerce, among other things. The highly anticipated new FTP envisages laying down the roadmap for achieving \$2 trillion exports (goods and services) by 2030. It would also focus on a number of other new and emerging areas in trade, including focus on e-commerce exports. The focus will be on involvement of states and districts, greater onboarding of MSMEs in exports and greater role to be played by (diplomatic) missions abroad in trade promotion.

MSME for Exports recognizes the role played by the MSMEs in India's socio-economic growth, it values the contribution made by MSMEs to the country's GDP and Exports. MSMEs are at the forefront and prime focus for the Government as they account for 45% of all industrial output, 45% of all exports and 30% of India's GDP. They are also one of the biggest employment generators.

There will be an inclusion of policy “Efforts to handhold the MSMEs” in the fourth chapter of the Department of Commerce Foreign Trade Strategy 2023. This is a new initiative undertaken to build financial capabilities and further recommendations to reduce the barriers and increase MSME involvement and competitiveness in international trade.

Suggestions and feedback were invited from various stakeholders by the DoC in this regard and as the apex body representing plastics exporters of India, Plexconcil submitted as follows:

A. Credit Linked Capital Subsidy Scheme (CLCSS) for Technology Upgradation: As per the Scheme businesses can receive up to a 15% subsidy on eligible machinery investment under the CLCSS (up to a maximum of Rs. 1 crore).

Reforms suggested by PLEXCONCIL: 1. Scheme should include all the machineries/ parts of machineries included in the Plastic Industry in addition to Recycling Plastic Machinery/Plastic Moulded/ Extruded Products and Parts/ Components. 2. Presently MSMEs from general category are not able to avail this subsidy. Hence, we request government to activate the scheme for all MSME categories.

Outcome: As MSMEs in the industrial sector rely heavily on technology and they need to invest in machinery and equipment to meet global and national standards, with suggested reforms in the scheme being implemented, MSMEs will be able to upgrade their technology with the capital subsidy by investing in the new equipment and technology upgrades which are otherwise expensive which in turn will enable them to compete in global market.



B. Interest Equalization Scheme on Pre and Post Shipment Rupee Export Credit: Revised interest equalisation rates under the Scheme will now be 3 per cent for MSME manufacturer exporters exporting under any HS lines, and 2 per cent for manufacturer exporters and merchant exporters exporting under 410 HS lines (after excluding 6 HS lines pertaining to Telecom Sector as mentioned above).

Reforms suggested by PLEXCONCIL: Increase the Interest equalization rates from 3% to previous rates of 5% for Manufacturer exporters and from 2% to 3% for merchant exporters for all HS lines of Plastic Industry

Outcome: This will help MSME exporters of our plastic industry to export their products with lesser investment of financial resources.

C. Entrepreneurial and Managerial Development of SMEs through Incubators: Financial assistance for setting up of Business Incubators.

Reforms suggested by PLEXCONCIL: Council requests to provide initial funding with cap of Rs.1 Cr in business setup which comprises of training, infrastructure and other amenities required for business.

Outcome: The scheme will provide early-stage funding to nurture innovative business ideas which will encourage more MSMEs to explore in businesses.



D. Financial assistance/grants in organizing and participation of Domestic/International events:

1. Domestic Exhibitions: PLEXCONCIL proposes to

- Increase the cap of Exhibition grants and financial assistance to INR 2 lacs for Domestic exhibitions which is given to MSMEs.
- Increase in the cap for number of participants availing the Exhibition participation benefits.
- MSME's must be able to avail Exhibition grants from both Centre and State for one particular exhibition. In order to incorporate maximum MSMEs to avail exhibition grant benefits, provision should be made such that if a maximum cap has been reached in number of participants applying for the grants at Centre level for one particular exhibition, then the MSMEs who are eligible for grants and were not able to apply for that exhibition should be allowed to participate and avail the grants from State level and vice versa.

2. International Exhibitions/BSMs/Conferences:

- Medium category MSMEs should also be included in international exhibitions.
- Increase in the cap for number of participants availing the Exhibition participation benefits.

Outcome: This will be a great support for our MSME exporters for showcasing their products and will help them in tapping new prospective buyers.

3. Seminars /Workshops /Awareness Sessions:

- Government should provide financial grants (INR Rs.50000/- per seminar/workshop/awareness session with Cap of 20 activities per year in addition for conducting such events) to EPC's for organizing Seminars /Workshops /Awareness Sessions to create awareness about the various government schemes.

Outcome: This will encourage EPCs to conduct more MSME seminars which in turn will create more awareness among the MSMEs about various government schemes and export benefits thus encouraging them for exports



E. Technology and Quality Upgradation Support to MSMEs: The scheme encourages MSMEs to adopt and use energy efficient technologies (EETs) in manufacturing units. Financial support of 25%-75% to MSMEs for various expenses of auditing, certification, licensing and forming MSME clusters.

Reforms suggested by PLEXCONCIL: In addition to the existing benefits Council requests to provide financial support/green incentives to MSMEs in Recycling plastics and eco-friendly processes/product manufacturing.

Green Incentives: Below Green Incentives proposed by PLEXCONCIL should be implemented for MSME's

i. Environmental Infrastructure Facilities (such as ETPs, Waste Management Projects, Units manufacturing Biodegradable products etc.): One-time capital subsidy up to 50% of the cost of projects subject to a ceiling of Rs. 10cr. per project.

ii. Zero Liquid Discharge: Enterprises practicing at least 50% waste recovery through Zero Liquid Discharge should be provided upto 50% capital subsidy on cost of relevant equipment upto Rs 1 cr.

iii. Air Pollution Control Measures: One-time capital subsidy up to 50% of the cost of projects subject to a ceiling of Rs. 1 cr. per project.

iv. Water Measures: 50% cost of equipment subject to a max of Rs. 10 lakhs.

v. Captive Renewable Energy Generation: 100% electricity duty exemption for 10 years etc.

vi. Energy Efficiency Measures: Upto 50% consent fee waiver for industries.

vii. Other Emerging Green Technology Areas: The Government shall decide the appropriate incentive on a case-to-case basis.

Outcome: This kind of support will not only help our industry to be eco friendly & non hazardous to environment but also MSMEs will get the much needed financial support.

F. Training & Skilling Incentive: PLEXCONCIL trains and guide MSME's to enter into foreign markets through its training programs.

Reforms suggested by PLEXCONCIL: Government should reimburse the fee incurred by the participants/MSMEs enrolling for such training programs. Programs in collaboration with government bodies should be funded.

Outcome: This would be applicable for all EPCs and other training/skilling programs which would encourage more MSME's to enter exports.



G. Lean Manufacturing Competitiveness Scheme (LMCS): This scheme provided financial assistance for smaller clusters of 6-10 members.

Reforms suggested by PLEXCONCIL: This Scheme is presently inactive. Council requests for reactivation of this scheme.

Outcome: Implementation of this scheme will allow small groups of MSMEs to avail the scheme benefits due to which they will be more innovative and competitive with below mentioned benefits to MSME's.

- Reducing waste;
- Increasing productivity;
- Introducing innovative practices for improving overall competitiveness;
- Inculcating good management systems; and
- Imbibing a culture of continuous improvement.



H. Expansion of Negative list in EPCG Scheme

EPCG Scheme is a very Beneficial Export Promotion Scheme through which Capital Goods required for Export Production is allowed Duty Free. The objective of the EPCG Scheme is to facilitate import of capital goods for producing quality goods and services and enhance India's manufacturing competitiveness.

As per Para 5.01 of Foreign Trade Policy, EPCG Scheme allows import of capital goods (except those specified in negative list in Appendix 5 F) for pre-production, production and post-production at zero customs duty.

In the forthcoming Foreign Trade Policy there are possibility of expansion of Negative list (Appendix 5F) in order to promote the domestic manufacturer of India. The products which are manufactured substantially in India and which can be procured only against ARO or Invalidation will be incorporated in the negative list of EPCG Scheme. This will give strength to the Indian Domestic industry under "Make in India" umbrella.

HERE REQUIREMENTS MEET INNOVATIONS

A 360° approach in Engineering with Plastics

Tooling, Molding, Extrusion & Assembly

Engineering Design Services

Polymer Compounding

Why Jyoti?

- Protection of IPR
- A Mindset of Scientific Molding
- 2k Molding / IML Capability
- Excellent Quality Management System
- In-house Tool Room Setup
- Plastic Extrusion Capability
- Government of India Certified Export House
- 63 Years of Excellence
- Trusted by Fortune 500 Companies
- Established track records in supplying to USA, North America, Europe & Asian countries

**EXPLORE THE CAPABILITIES
WITH OUR EXPERTS!**



www.jyotiplastic.com





ARGENTINA

Economic overview

Argentina is located in South America sharing land borders with Bolivia, Brazil, Chile, Paraguay, and Uruguay. It has an area of 2.78 million square kilometres and a population of 46.3 million. Argentina – the third-largest economy in Latin America and a member of the G20 – benefits from abundant natural resources in agriculture, mining and energy; an efficient agricultural sector with a focus on exports; and a highly educated population. Despite high inflation and the current drought situation, Argentina is an attractive export destination.

As of March 14, 2023, S&P's rating for Argentina is CCC+ (Negative); Moody's rating stands at Ca (Stable); and Fitch has a reported rating of CCC- (NA).

Argentina is a founding member of the MERCOSUR trading bloc which comprises Brazil, Paraguay, Uruguay, and Argentina. As a result of its MERCOSUR membership, Argentina enjoys superior market access to countries in Southern African Customs Union (Botswana, Lesotho,

Namibia, South Africa, Eswatini), and few others namely Egypt, Israel, and India.



Economic indicators		2020	2021	2022
Nominal GDP	USD Billion	389.1	486.7	630.7
Nominal GDP per capita	USD	8,572	10,617	13,622
Real GDP growth	%	-9.9	10.4	4.0
Total population	Million	45.4	45.8	46.3
Average inflation	%	42.0	48.4	72.4
Total merchandise exports	USD Billion	54.9	77.8	88.3
Total merchandise imports	USD Billion	42.4	63.2	76.2

Source: IMF, TradeMap

Argentina also benefits from its membership of ALADI, the largest Latin American integration group comprising Bolivia, Brazil, Chile, Colombia, Cuba, Ecuador, Mexico, Panama, Paraguay, Peru, Uruguay, and Venezuela.

Jaykumar Nair, Vice President – Commercial, Garware Hi-Tech Films Limited

LAC is an important emerging destination for Indian plastics exports. How can exporters tap market potential in the region?

The best way is having a comprehensive understanding of the market by collecting updated information with the major players. Argentina specifically is a dynamic market and trends change quickly. Having a local resource, preferably from Argentina helps in more accurate information.

What are the emerging opportunities for Indian exporters in Argentina?

Argentina is a market which needs specialized products like PET, window films and PPF from other countries. They have a good industrial asset for production of vehicles and automobile parts, construction components, electrical components, textile, besides mining and agriculture which is the main business of the country. All these segments have a good demand for our products as they don't produce these and hence an opportunity for exporters.

What are the challenges faced by exporters to Argentina/ LAC?

Currently the government is imposing severe restriction on dollar remittance abroad as a mechanism to try to reduce the exit of dollars from the country. These restrictions make difficult to do business with Argentina as the government continues to impose longer period to process the payments. The higher inflation is also a challenge to handle as the internal prices change quickly and the local currency is constantly losing its value.

How is the overall ease of doing business in the region/ country?

The environment is complex in terms of taxes and financial conditions. There are some requirements to export to Argentina where it is advised to have a local expert to assure you comply with all the requirements from the government and your products have a proper price in the market.

Trade overview

India and Argentina engaged in bilateral trade worth USD 5.3 billion in 2022. During the year, India's exports to Argentina were valued at USD 1.2 billion while India's imports from Argentina were valued at USD 4.1 billion.

The major items of export (2-digit HS) from India to Argentina are automotive diesel fuel (USD 302 million), miscellaneous chemical products including herbicides (USD 147 million), motor vehicles (USD 135 million), organic chemicals (USD 109 million) and machinery and mechanical appliances (USD 89 million). Likewise, major items of export (2-digit HS) from Argentina to India are soya bean and sunflower oil (USD 3.5 billion), other unwrought forms of non-monetary gold (USD 224 million).

For products that come under the purview of PLEXCONCIL, the trade is in favour of India with exports of USD 45 million to Argentina and a trade surplus of USD 44 million. The major items of export to Argentina being:

- Plastic raw materials (49.4%)
- Plastic sheets and films (19.5%), and
- Medical items of plastics (12.3%)

Argentina's annual plastics imports are valued at USD 4.29 billion approx. Its plastic imports are largely catered to, by Brazil (23.1%), China (22.7%) and United States of America (16.3%). However, India holds a good standing in Argentina's imports for products such as FIBC, woven sacks & tarpaulin with a market share of 5.6%.



Export potential for India

Our internal research indicates that India's export of PLEXCONCIL member products to Argentina has the potential to grow by USD 3.3 billion. Details of product panels and their export potential to Argentina is provided below:

Product panel	Argentina's import from India	Argentina's import from world	India's export to world	Export potential for India
	USD Million	USD Million	USD Million	USD Million
Plastic raw materials	22.3	2,064.0	3,632.7	1,375.0
Plastic films and sheets	8.8	577.0	1,943.0	499.8
Consumer & houseware products	3.6	588.6	1,624.8	490.5
Medical items of plastics	7.9	285.6	1,040.7	277.6
Packaging items - flexible, rigid	0.7	126.9	648.6	126.2
Plastic pipes & fittings	0.2	142.6	304.8	87.1
Floorcoverings, leathercloth & laminates	0.2	86.0	778.0	63.1
Writing instruments & stationery	0.8	37.9	260.9	37.2
FIBC, Woven sacks, Woven fabrics, Tarpaulin	1.9	45.0	1,517.6	33.1

Source: TradeMap, Plexconcil Research





POLYMER PRICE TRACKER (DOMESTIC MARKET) FEBRUARY 2023

High Density Polyethylene (HDPE)			<ul style="list-style-type: none"> HDPE prices were up by Rs 4,000 per MT in February 2023 after rising Rs 4,000 per MT in January 2023. Prices had declined by Rs 1,000 per MT in December 2022. In February 2023, HDPE prices were up by Rs 2,000 per MT in the first week of the month and by Rs 2,000 per MT in later.
Dec-22	Jan-23	Feb-23	
Linear Low-Density Polyethylene (LLDPE)			<ul style="list-style-type: none"> LLDPE prices increased by Rs 3,000 per MT in February 2023 after a rise of Rs 4,000 per MT in January 2023 and a decline of Rs 2,000 per MT in December 2022. In February 2023, LLDPE prices were raised by Rs 2,000 per MT in the first week of the month and by Rs 1,000 per MT later.
Dec-22	Jan-23	Feb-23	
Low Density Polyethylene (LDPE)			<ul style="list-style-type: none"> LDPE prices inched up Rs 1,000 per MT in February 2023 after an increase of 3,000 per MT in January 2023. Prices had declined by Rs 2,500 per MT in December 2022. In February 2023, LDPE prices were increased by Rs 1,000 per MT in the first week of the month and thereafter no changes were announced.
Dec-22	Jan-23	Feb-23	
Polypropylene (PP)			<ul style="list-style-type: none"> PP prices increased by Rs 3,500 per MT in February 2023. Prices were up by Rs 4,500 per MT in January 2023 and Rs 3,000 per MT in December 2022. In February 2023, PP prices were up by Rs 2,000 per MT in the first week of the month and by Rs 1,500 per MT later.
Dec-22	Jan-23	Feb-23	
Polyvinyl Chloride (PVC)			<ul style="list-style-type: none"> PVC prices remained unchanged in February 2023 after an increase of Rs 2,000 per MT in January 2023 and Rs 14,000 per MT in December 2022. In February 2023, PVC prices did not witness any change and remained almost the same throughout the month.
Dec-22	Jan-23t	Feb-23	

Source: Industry, Plexconcil Research

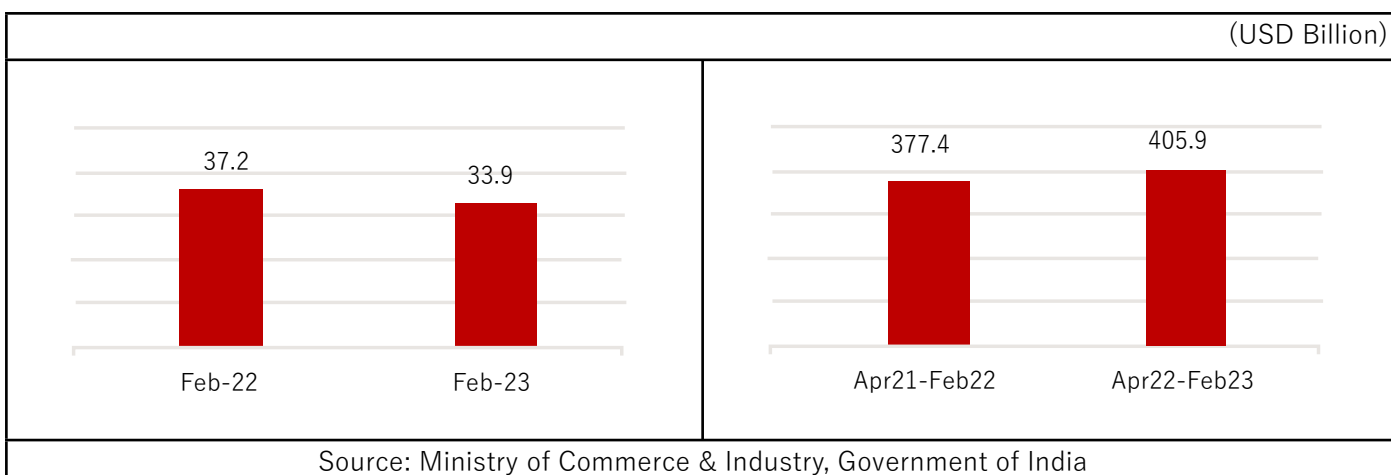


Export Performance – February 2023

TREND IN OVERALL EXPORTS

India reported merchandise exports of USD 33.9 billion in February 2023, down by 8.8% from USD 37.2 billion in February 2022. Cumulative value of merchandise exports during April 2022 – February 2023 was USD 405.9 billion as against USD 377.4 billion during the same period last year, reflecting a growth of 7.6%.

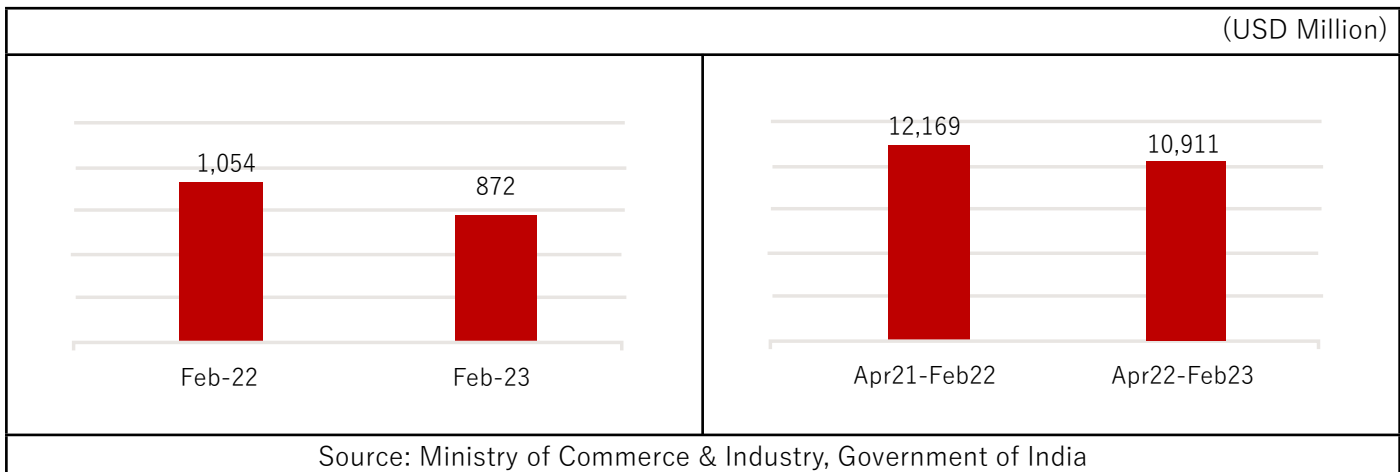
Exhibit 1: Trend in overall merchandise exports from India



TREND IN PLASTICS EXPORT

During February 2023, India exported plastics worth USD 872 million, lower by 17.2% from USD 1,054 million in February 2022. Cumulative value of plastics export during April 2022 – February 2023 was USD 10,911 million as against USD 12,169 million during the same period last year, registering a decline of 10.3%.

Exhibit 2: Trend in plastics export by India



PLASTICS EXPORT, BY PANEL

In February 2023, most of the product panels, namely, Plastic raw materials; FIBC, woven sacks, woven fabrics, & tarpaulin; Plastic films & sheets; Floorcoverings, leathercloth & laminates; Packaging items - flexible, rigid; Cordage, fishnets & monofilaments; Consumer & houseware products; FRP & Composites; and Plastic pipes & fittings reported lower exports.

However, product panels like; Writing instruments & stationery; Medical items of plastics; Human hair & related products and Miscellaneous products reported a positive growth in exports.

Exhibit 3: Panel-wise % growth in plastics export by India

Panel	Feb-22 (USD Mn)	Feb-23 (USD Mn)	Growth (%)	Apr 21- Feb-22 (USD Mn)	Apr 22- Feb-23 (USD Mn)	Growth (%)
Consumer & house-ware products	70.4	65.7	-6.6%	736.0	680.9	-7.5%
Cordage, fishnets & monofilaments	25.6	19.2	-25.1%	249.3	247.2	-0.8%
FIBC, woven sacks, woven fabrics, & tarpaulin	133.4	95.7	-28.2%	1,543.1	1,294.7	-16.1%
Floorcoverings, leathercloth & laminates	55.8	47.2	-15.4%	570.3	522.6	-8.4%
FRP & Composites	39.7	35.7	-9.9%	412.5	387.2	-6.1%
Human hair & related products	32.7	58.9	+79.9%	724.4	608.0	-16.1%
Medical items of plastics	38.4	40.0	+4.1%	376.8	448.6	+19.1%
Miscellaneous products & items nes	70.0	78.1	+11.5%	793.5	942.8	+18.8%
Packaging items - flexible, rigid	51.4	43.5	-15.4%	562.8	572.8	+1.8%
Plastic films & sheets	169.8	133.8	-21.2%	1,845.6	1,663.5	-9.9%

Plastic pipes & fittings	23.8	21.5	-9.8%	259.7	267.0	+2.8%
Plastic raw materials	323.7	211.8	-34.6%	3,901.7	3,033.9	-22.2%
Writing instruments & stationery	19.1	21.1	+10.9%	193.6	241.9	+25.0%
	1,053.6	872.2	-17.2%	12,169.3	10,911.2	-10.3%

Source: Ministry of Commerce & Industry, Government of India

Export of **Consumer & houseware products** declined by 6.6% in February 2023 on account of lower sales of Tableware and kitchenware of plastics (HS code 392410); Other household articles of plastics (392490); Hand bags and shopping bags of plastics (420222); Jewellery box and similar box of plastics (420232); and Other switches of plastics (85365020). Exports of Toys of plastics (95030030) has also been showing a significant decline since May 2022 due to change in the HS code of Toys of plastics resulting in failure to capture the correct value of its exports from India.

Cordage, fishnets & monofilaments exports were lower by 25.1% in February 2023 due to a decline in sales of Other binder or baler twine of polyethylene or polypropylene (560749); and Made up fishing nets (560811).

In case of **FIBC, woven sacks, woven fabrics, & tarpaulin**, exports in February 2023 fell by 28.2% as Indian exporters reported a decline in sales of Sacks and bags of plastics (39232990); and Flexible intermediate bulk containers (630532). Exports of Flexible intermediate bulk containers from India have hit a thirty-month low in February 2023. Indian exporters have also mentioned about a decline in price realisations for these products in the international market.

Export of **Floor coverings, leather cloth & laminates** declined by 15.4% during February 2023 on account of lower sales of PVC floor coverings (391810); Decorative laminates (482390); and Other textile fabrics of plastics (59039090). Indian exporters have mentioned about removal of Generalized System of Preferences (GSP) in the EU since January 2023.

Export of **FRP & Composites** was down by 9.9% due to lower sales of Articles of plastics and articles of other materials of heading 3901 to 3914, n.e.s (39269099).

Export of **Human hair & related products** increased by 79.9% due to higher sales of Human hair unworked (050100) and Human hair, dressed, thinned, bleached or otherwise worked (67030010). The high growth rate achieved in February 2023 is an effect of low base of export in February 2022. It may be noted that export of Human hair unworked was placed under restricted category by the Directorate General of Foreign Trade in the last week of January 2022.

Export of **Medical items of plastics** witnessed an increase of 4.1% in February 2023 due to higher sales of Spectacle lenses of polymers (900150) from India to France, United Arab Emirates and the United States of America.

Export of **Miscellaneous products & items nes** increased by 11.5% in February 2023 due to higher sales of Optical fibres, optical fibres bundles and cables (90011000).

Packaging items - flexible, rigid export declined by 15.4% on lower sales of Sacks and bags of polymers of ethylene (392321), and Other articles for the conveyance or packaging of goods of plastics (39239090).

Plastic films & sheets export were lower by 21.2% in February 2023 due to a slide in sales of Self-adhesive sheets and films of plastics (391910); Rigid and flexible sheets of polymers of propylene (392020); Flexible sheets and films of polyethylene terephthalate (39206220) and Flexible & metallised sheets and films of plastics (39219094); and Flexible & laminated sheets and films of plastics (39219096). Apparently, plastic films & sheets manufacturers in India have slashed production amid sluggish global demand and high inventory.

Export of **Plastic pipes & fittings** contracted by 9.8% due to poor sales of Other rigid tubes of polyethylene (39172110); Other tubes and pipes (391731, 391732).

Plastics raw materials export was lower by 34.6% in February 2023 due to a decline in sales of Linear low-density polyethylene (39014010); Polypropylene (390210); and Polyethylene terephthalate (390761, 390769) from India.

Export of **Writing instruments & stationery** witnessed an increase of 10.9% in February 2023 due to higher sales of Ball point pens of plastics (960810). This product segment has been doing qui

Exhibit 4: Details of % change seen in top 50 items of export


HS Code	Description	Apr 21- Feb-22 (USD Mn)	Apr 22- Feb-23 (USD Mn)	Growth (%)
63053200	Flexible intermediate bulk containers	915.1	792.6	-13.4%
39076190	Polyethylene terephthalate: Other primary form	713.9	553.7	-22.4%
39021000	Polypropylene, in primary forms	620.9	327.3	-47.3%
67030010	Human hair, dressed, thinned, bleached or otherwise worked	549.8	445.6	-18.9%
39232990	Other sacks and bags, incl. cones, of plastics	458.7	380.5	-17.0%
90011000	Optical fibres, optical fibre bundles and cables	414.2	643.4	+55.3%
39269099	Articles of plastics and articles of other materials of heading 3901 to 3914, n.e.s: Other	406.2	380.0	-6.5%
39202020	Plates, sheets, film, foil and strip, of non-cellular polymers of ethylene: Flexible, plain	303.1	231.7	-23.6%
39076990	Polyethylene terephthalate: Other primary form	269.7	185.7	-31.1%
39269080	Articles of plastics and articles of other materials of heading 3901 to 3914, n.e.s: Polypropylene articles, not elsewhere	265.6	196.0	-26.2%
48239019	Decorative laminates	244.4	260.2	+6.5%
39069090	Acrylic polymers, in primary forms (excl. polymethyl methacrylate): Other	250.0	182.4	-27.0%
39014010	Linear low-density polyethylene (LLDPE), in which ethylene monomer unit contributes less than 95 % by weight of the total polymer content	243.7	72.5	-70.3%
39206220	Plates, sheets, film, foil and strip, of non-cellular polyethylene terephthalate: Flexible, plain	235.7	192.0	-18.5%
39232100	Sacks and bags, incl. cones, of polymers of ethylene	201.7	190.7	-5.5%
39012000	Polyethylene with a specific gravity of ≥ 0.94 , in primary forms	192.3	49.3	-74.4%
59039090	Textile fabrics impregnated, coated, covered or laminated with plastics other than polyvinyl chloride or polyurethane: Other	166.4	107.1	-35.6%
39202090	Plates, sheets, film, foil and strip, of non-cellular polymers of ethylene, not reinforced, laminated, supported or similarly combined with other materials, without backing, unworked or merely surface-worked or merely cut into squares or rectangles: Other	162.8	140.7	-13.6%
39239090	Articles for the conveyance or packaging of goods, of plastics: Other	158.1	159.3	+0.7%

► Export Performance

39046100	Polytetrafluoroethylene, in primary forms	150.4	140.8	-6.4%
05010010	Human hair, unworked; whether or not washed or scoured	149.1	147.6	-1.0%
54072090	Woven fabrics of strip or the like, of synthetic filament, incl. monofilament of ≥ 67 decitex and with a cross sectional dimension of ≤ 1 mm: Other	119.4	89.6	-25.0%
56074900	Twine, cordage, ropes and cables of polyethylene or polypropylene	113.5	108.8	-4.2%
90015000	Spectacle lenses of materials other than glass	114.3	133.0	+16.4%
39219099	Plates, sheets, film, foil and strip, of plastics, reinforced, laminated, supported or similarly combined with other materials, unworked or merely surface-worked or merely cut into squares or rectangles: Other	113.3	101.3	-10.6%
39073010	Epoxide resins, in primary forms: Epoxy resins	106.9	88.8	-16.9%
39206290	Plates, sheets, film, foil and strip, of non-cellular polyethylene terephthalate, not reinforced, laminated, supported or similarly combined with other materials, without backing, unworked or merely surface-worked or merely cut into squares or rectangles: Other	103.7	86.4	-16.7%
90183930	Cannulae	100.1	127.6	+27.5%
96081019	Ball-point pens	96.5	126.0	+30.5%
39219094	Plates, sheets, film, foil and strip, of plastics, reinforced, laminated, supported or similarly combined with other materials, unworked or merely surface-worked or merely cut into squares or rectangles: Flexible, metalised	95.2	92.2	-3.2%
39199090	Self-adhesive plates, sheets, film, foil, tape, strip and other flat shapes, of plastics, whether or not in rolls > 20 cm wide: Other	91.5	79.4	-13.2%
95030030	Toys of plastics	92.9	11.3	-87.8%
39241090	Tableware and kitchenware, of plastics: Other	89.4	82.8	-7.4%
39206919	Plates, sheets, film, foil and strip, of non-cellular polyesters, not reinforced, laminated, supported or similarly combined with other materials, not worked or only surface-worked, or only cut to rectangular, incl. square, shapes: Other	83.6	87.7	+4.9%
96032100	Tooth brushes	85.1	90.9	+6.9%
39011090	Polyethylene with a specific gravity of < 0.94 , in primary forms: Other	79.3	112.7	+42.2%
39011010	Linear low-density polyethylene (LLDPE), in which ethylene monomer unit contributes 95% or more by weight of the total polymer content	79.5	45.4	-42.9%
39219096	Plates, sheets, film, foil and strip, of plastics, reinforced, laminated, supported or similarly combined with other materials: Flexible, laminated	80.1	74.8	-6.6%
39095000	Polyurethanes, in primary forms	72.5	82.4	+13.7%
39119090	Polysulphides, polysulphones and other polymers and prepolymers produced by chemical synthesis, n.e.s., in primary forms: Other	69.5	67.9	-2.4%

39140020	Ion-exchangers based on polymers of heading 3901 to 3913, in primary forms	68.7	78.4	+14.2%
39129090	Cellulose and chemical derivatives thereof, n.e.s., in primary forms: Other	68.2	82.7	+21.3%
39241010	Insulated tableware and kitchenware of plastics	67.3	55.1	-18.2%
39204900	Plates, sheets, film, foil and strip, of non-cellular polymers of vinyl chloride, containing by weight < 6% of plasticisers	64.5	75.7	+17.4%
59031090	Textile fabrics impregnated, coated, covered or laminated with polyvinyl chloride: Other	65.0	67.3	+3.6%
39181090	Floor coverings, whether or not self-adhesive, in rolls or in the form of tiles, and wall or ceiling coverings in rolls with a width of ≥ 45 cm, consisting of a layer of plastic fixed permanently on a backing of any material other than paper, the face side of which is grained, embossed, coloured, design-printed or otherwise decorated, of polymers of vinyl chloride: Other	62.9	58.2	-7.5%
39206929	Plates, sheets, film, foil and strip, of non-cellular polyesters, not reinforced, laminated, supported or similarly combined with other materials, not worked or only surface-worked, or only cut to rectangular, incl. square, shapes: Other	64.1	60.7	-5.3%
39235010	Stoppers, lids, caps and other closures, of plastics	62.4	62.6	+0.4%
39191000	Self-adhesive plates, sheets, film, foil, tape, strip and other flat shapes, of plastics, in rolls ≤ 20 cm wide	61.6	47.5	-22.9%
39201019	Plates, sheets, film, foil and strip, of non-cellular plastics, not reinforced, laminated, supported or similarly combined with other materials, without backing, unworked or merely surface-worked or merely cut into squares or rectangles: Other	59.7	58.3	-2.4%

Source: Ministry of Commerce & Industry, Government of India



Building Supply Chain Resilience

In late 2021, global supply chains were stretched to breaking point. The Covid-19 pandemic brought the fragility of global supply chains into stark relief. A complex system of producers and suppliers collapsed under the weight of high demand, just-in-time delivery, workforce shortages, and low supply. Producers over-indexed on efficiency in production and did not build enough buffer to anticipate disrupted global trade.

And then priorities of many supply chain leaders changed. They now need to balance cost and operational efficiency with greater supply chain resilience.

Shocks will never be completely foreseeable or preventable. Instead, government and industry should focus on resilience, or maximizing quick recovery from disruptions. In operational terms, a resilient supply chain identifies critical nodes, anticipates likely disruptions to minimize strategic surprise, creates buffers or alternatives for those nodes, and adjusts to recover quickly from a disruption.

Supply Chain Challenges

A supply chain crisis is not any one problem; instead, it results from a combination of poor visibility that hampers planning, a narrowing of a pipeline that creates focused risk, and then a shock that throws the system off the rails.

Poor Visibility into a Deep Supply Chain

Visibility risk is at the core of supply chain vulnerability. Without complete insight into the spreading web of suppliers, there is always a risk that an unforeseen disruption will derail production. However, modern supply chains have so many layers that constrained time and research resources prevent full visibility.

Rules designed to protect proprietary information also contribute to blind spots in the supply chain, according to our interviews. Each prime should rightfully expect their intellectual property (IP) to be protected, but that protection obscures information relevant for risk assessments and restricts some data from access.



Narrow Pipeline Creates Focused Risk

Focused risk happens when a supply chain narrows to a single source or single location that can be disabled by a shock event. For example, a critical facility or transportation route could be in the path of a tsunami, terrorist violence could imperil a key rail line, political instability

could displace a workforce, or a public health emergency could lead to an extended lockdown.

Strategies to Build Resilience

Types of Supply Chain Shocks



CSIS | INTERNATIONAL SECURITY PROGRAM

Most supply chain leaders recognize that becoming more resilient is a necessity in the current environment. However, measures such as alternative factories, dual sourcing and more generous safety stocks go against the well-versed philosophy of lean supply chains that has prevailed in recent decades. The rebalancing of efficiency and resiliency will not be easy. In most cases, increased resilience comes with additional costs. But the cost of doing nothing can also be significant. Supply chain leaders can pursue six major strategies to build greater resilience into their networks.

Strategy No. 1: Inventory and capacity buffers



Buffer capacity is the most straightforward way to enhance resilience, whether in the form of underutilized production facilities or inventory in excess of safety stock requirements. The challenge is that buffers are expensive, and supply chain leaders may have a hard

time justifying them to the C-suite. Leading companies use buffers in the form of surge capacity for new product launches or expansions into new growth areas. Organizations can also create buffer capacity by using contract manufacturers strategically for their surge needs.

Simulate and plan for extreme supply-and-demand disruptions. This involves ordering components earlier than usual and allowing extra time for delivery; accounting for the higher cost of energy, materials, and transportation; and checking inventories of critical materials to reprioritize production should shortages seem inevitable. If logistics disruptions are likely, try to get capacity on alternative routes. Another tactic to avoid building up excess inventory is simulating the effects of regional demand shifts on production. Examine the risks in supplier networks, labor, manufacturing, and delivery to determine if any part of the value chain is exposed to internal or external disruptions. Set up controls to minimize their effects.

Strategy No. 2: Manufacturing network diversification

In response to the U.S.-China trade war, many companies began to diversify their sourcing or manufacturing bases. For some, this has meant switching to new suppliers outside China, or asking existing partners to supply them from elsewhere in Asia or in countries such as Mexico.


Disruptions to supply chain operations have intensified in the past few years. This means that the cost of retaining multiple supply locations must be seen more as a cost of doing business, rather than an inefficiency.

Strategy No. 3: Multisourcing

In 2011, major natural disasters in Japan and Thailand disrupted supply chains across the world and exposed companies' reliance on single sources of supply. In the automotive industry, nearly finished cars could not be shipped to customers because of missing, and often inexpensive, components. Multisourcing is an obvious way to mitigate this risk.

To craft a multisourcing strategy, supply chain leaders must know their supplier networks in detail and be able to categorize suppliers not just by spend, but also by revenue impact if a disruptive event occurs. Diversification can be achieved by awarding business to additional suppliers or working with an existing single- or sole-source supplier that is able to produce out of several locations.

Strategy No. 4: Nearshoring



Beyond multisourcing, some companies want to reduce geographic dependence in their global networks and shorten cycle times for finished products. Regional or local supply chains can be more expensive, because they add more players and complexity to the ecosystem, but they allow for more control over inventory and move the product closer to the end consumer.

nesses, including supply chain disruptions, delays in delivery, increased costs, and loss of revenue. To mitigate the impact of unpredictability, businesses need to develop contingency plans and risk management strategies. This can include establishing strong relationships with suppliers and customers, identifying alternative suppliers and transportation routes, maintaining safety stock levels, implementing flexible production schedules, and investing in technology to improve supply chain visibility and responsiveness.

Sources: [csis.org/](https://www.csis.org/) [gartner.com](https://www.gartner.com)

Strategy No. 5: Platform, product or plant harmonization

The more regionalized the network, the more harmonized plant technology has to be to allow products to move seamlessly across the network. The use of common vehicle platforms for a variety of models in the automotive industry is one well-established example of such harmonization.

Standardizing components across multiple products — particularly those that are not visible or important to the customer — is another form of harmonization. This simplifies sourcing policies and creates opportunities to place higher volumes among multiple suppliers, which in turn enhances resiliency.

Strategy No. 6: Ecosystem partnerships

The COVID-19 crisis has shown the need to have a diversified approach to sourcing. At the same time, however, collaboration with strategic raw material suppliers and external service partners is also vital to ensure better preparedness and resilience for the future. For companies without the scale to support multiple locations on their own, strong relationships with contract manufacturers and global 3PLs can be vital in diversifying production and distribution to different countries.

Unpredictability can have major consequences for busi-



What is Biotransformation?

Polymateria provides a tailored biodegradable solution for conventional plastic packaging, aiming to stem the global plastic pollution endemic.

Polymateria's scientists have created a proprietary additive that can break down plastics safely if they escape into the environment. Our technology is time controlled, meaning we can tailor this to the product's service life to enable maximum opportunity or the packaging to be recycled.

Polymateria's revolutionary Biotransformation technology is a new approach to ensuring that plastic which has escaped refuse streams can fully biodegrade in the natural environment.

Polymateria scientists have created a proprietary formulation for plastics that makes it possible.

How it works

Achieving full biodegradation without harming recycling and enabling the circular economy



Phase 1 – Product service life determination:

During the service life of the packaging, the technology is dormant. The packaging retains all its functionalities. Adjustable onset to support the circular economy and to give recycling every chance to happen where available.

Phase 1 – Product service life determination:

- Accelerated thermal aging as per ISO 2578 / ASTM D3045.
- Arrhenius equation used to estimate service life depending on average temperature of geographical territory/territories of interest.
- Tested against RecyClass Recyclability Evaluation Protocol showing no adverse impact to recycling

Phase 2 – Weathering

Upon activation of the technology, the chemical conversion causes a rapid loss of physical properties. Greater surface area exposed during this process aids greater chemical transformation towards a bioavailable wax. The technology attacks the crystalline and amorphous region of the polymer structure, rapidly turning it into a wax-like material that is no longer a plastic and is not harmful to the environment.

Stage Gate 1 – Criteria for attainment of a bioavailable wax:

- UV (film) or Xenon-arc (rigid) of plastic products for a defined short period of time representing (through calculation) to be no more than 4 months corresponding to South Florida conditions.
- Standards used for UV weathering are ASTM D4329 / ISO 4892-3. Standards used for Xenon-arc weathering are ASTM D2565 / ISO 4892-2.

Acute / Short term exposure to wax	Chronic / Long term exposure to wax
	OECD 208
OECD 202	OECD 211
OECD 207	OECD 220 / ISO EN 17512
OECD 236	OECD 222

Stage Gate 2 – Environmental Safety:

Bioavailable waxes formed as a result of the chemical conversion are tested for their biosecurity in multiple types of environmental ecosystems. The waxes are tested for their acute and chronic eco-toxicity in soil and water environments.

Proof that both polyethylene and polypropylene waxes are non-harmful to organisms in these habitats has been demonstrated through meeting the validity criteria of the following OECD tests:

If a wax is produced from a group of plastic resins or the resin contains additional pigments or components, for which we do not have valid testing data, we re-run selected OECD tests to ensure that the waxes are always environmentally non-harmful.

The bioavailable wax is biologically transformed through mineralization by naturally occurring bacteria and fungi in the natural environment and under mesophilic/ambient temperature conditions. PE and PP films and rigids fully biodegrade within 1–2 years as verified by 3rd party labs, leaving no microplastics behind.

Phase 3 –Biodegradation on soil under mesophilic conditions

The biodegradation testing is performed as per international standards of ASTM D5988 and ISO 17556. The test, as with compostable plastics, shows the conversion of carbon in the test material (the bioavailable wax) to carbon in carbon dioxide.

Stage Gate 3 –Biodegradation:

The internationally accepted level required to show complete biodegradation is the attainment of a % biodegradation of greater than 90%. The remaining material is converted to water and biomass.

How it is deployed

Formulated as a Bespoke Masterbatch. Each Bespoke Masterbatch is tailored to the resin's footprint, application profile and required use life. Compatible with the normal plastic conversion processes.

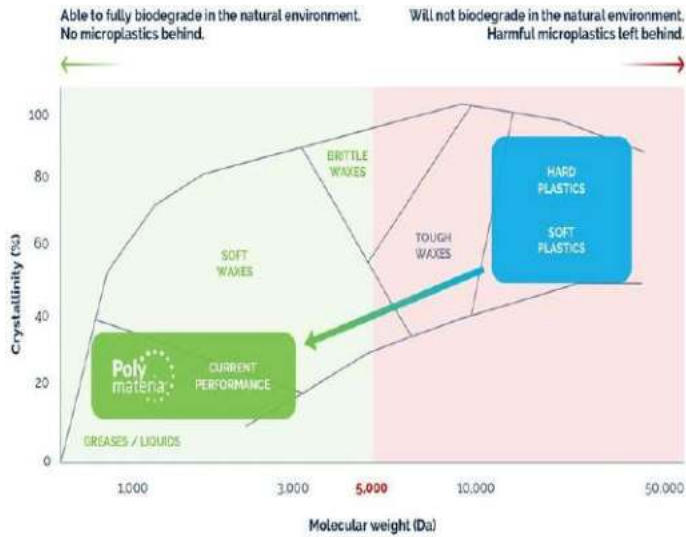
Typical loading rate: 2% weight percentage (wt%).

This is the first standard for measuring the biodegradability of polyolefins, the most littered form of plastic



packaging. The standard is a test specification with strict pass/fail criteria to measure the biodegradability of a polyolefin plastic in the open environment without creating micro plastics or causing ecotoxicity issues.

This contributes to the UN Sustainable Development Goal 12 on ensuring sustainable consumption and production and Goal 15 on the protection and restoration of terrestrial ecosystems and further complements existing ISO guidelines that ensure brands communicate responsible disposal to consumers and substantiate green marketing claims.



Source: Engineering Design with Polymers, James C. Gerdeen (2005), CRC press

Adapted from Eunomia Report for the DG Environment of the European Commission (ENV. A.2/FRA/2015/0008)

Original Source: www.polymateria.com
Reproduced from Packaging 360



International News

Solvay designs battery safe polymer

Solvay, a producer of specialty materials, has announced the introduction of a new high-heat and flame retardant grade in the company's Xydar liquid crystal polymers (LCP) portfolio, which is designed to meet critical safety demands in EV battery components. The company claims that the new Xydar LCP G-330 HH material addresses challenging thermal and insulation requirements and is targeted particularly at battery module plates of EV models operating with higher voltage systems.

Brian Baleno, Head of Marketing, Transportation at Solvay Materials said: "As automakers are moving from 400V to 800V on next-generation electric vehicles, new regulations in Europe, China, the United States and other countries are increasing the demand on battery components to withstand temperatures from 300°C to 1000°C for an extended window of up to 15 minutes. "Appropriate materials are expected to retain a level of electrical insulation protection that will provide sufficient time for passengers to exit the vehicle in a thermal runaway event. Our new Xydar®LCP grade combines this high safety potential with exceptional processability."

Xydar LCP G-330 HH is a glass-filled LCP for injection moulding, Solvay claims that the material can retain its electrical insulation upon exposure to 400°C for 30 minutes. According to the company, Xydar LCP is an inherently flame-retardant polymer, without the use of halogen or bromine additives. In addition, it offers exceptional flowability and the company believes it can help battery designers achieve thinner parts than possible with incumbent battery module insulation materials, such as polycarbonates or aerogels. It has been successfully tested with plates moulded in typical dimensions of 100 x 150 x 0.5 mm.

Source: Interplas Insights

New robotic handling system developed by YASKAWA proving a hit at German pump manufacturer

A new robotic handling system developed by YASKAWA has proven to be very successful on an automatic grinding machine for a German pump manufacturer, according to the company. At the heart of the automated system is a MOTOMAN GP7, the company claims this is one of the most successful robots developed by Motion control and robotics specialists. The GP7 is an agile and compact universal robot with a 7kg payload, up to 927mm reach and 'outstanding' repeatability of +/- 0.01mm.

Scherzinger Pumpen was looking for suitable automation solutions partner to help them achieve their aim of gradually increasing the level of automation in their production processes. EGS Automation, located close by in the Black Forest, offered what the company claims was the necessary expertise with a portfolio of robotic based automated systems dating back to 1999, involving the





installation of over 2,000 robots. For this automated processing application, the EGS SUMO series was suited to meet the requirements, according to the company specifically the SUMO Multiplex a 12-fold production system based on the 'paternoster principle' – which proved to be the best option.



Component handling is performed by the compact, 6-axis jointed-arm MOTOMAN GP7 robot which is attached to the system, aims to deliver a fast travel speed and high accuracy to ensure rapid, reliable and accurate part changes in the processing machine. The system incorporates a side-shifting device which allows the entire unit to be shifted on its side in seconds, giving full access to the grinder. The system can also be quickly pushed back in front of the machine and precisely indexed so that it can swiftly resume automatic operation.

Workpieces are loaded and clamped into the machine with typical machining times achieved between 3 and 5 minutes. The components are then stacked on universal pallets which are adapted for the respective workpieces by means of component-specific plastic clips.

Thanks to the large storage capacity of the SUMO machine an automated runtime over one to several shifts, in some cases over an entire weekend, is achieved without the need for human intervention, depending on the component.

The robot is equipped with a double gripper tool which has jaws specifically designed for the workpiece portfolio which aims to ensure the maximum number of shafts can be loaded onto the pallets. The robot picks them up from the pallet at one end of the shaft, places them into a gripping station then picks them up again before placing them in the machine for clamping. During unloading, the workpieces return to the pallet in the opposite direction.

The company also claims that the ultra-compact design of the GP7 robot enables it to be positioned closer to machines and fixtures - helping to save valuable floor space. They also feature a parallel-link construction for strength, rigidity and stabilisation of high inertia loads,

along with heavy-duty bearings which ensure a smooth arm rotation.

The company believes that in addition to their ability of handling heavier loads, these new models also offer the benefits associated with MOTOMAN robots, such as optimum productivity with high payloads and speeds. They also allow for a wide variety of products to be transferred with different grippers to ensure greater allowable movement. Speeds of all axes have been increased, whilst acceleration / deceleration control has been improved to achieve maximum reduction of acceleration / deceleration time for all robot postures.

Source: Interplas Insights


Perstorp develops new sustainable materials

Chemicals producer Perstorp has launched new grades for two base polyols that are now available with 100% renewable, mass-balanced carbon content. When including the biogenic CO₂ uptake from the renewable raw materials, the products will have a negative carbon footprint at the Perstorp gate.

Based on a traceable mass-balance concept, Neeture N100 (neopentyl glycol) and EvyronT100 (trimethylolpropane) are designed to reduce the carbon footprint throughout the value chain and to support the sustainable sourcing of renewable and recycled raw materials.

With this portfolio expansion the company aims to reinforce its position as a leading supplier of low carbon footprint chemicals, which began in 2010 with the introduction Voxstar. The company claims this was the world's first pentaerythritol based on renewable carbon content. With the addition of these new grades, Perstorp believes it can offer the industry's lowest product carbon footprint for each of their base polyols (TMP, Neo, Penta). This would mark a milestone that enables future-proofing by phasing out virgin fossil raw materials for a wide range of applications in the market segments of resins, coatings, and synthetic lubricants.

Jenny Klevås, Global Marketing Director at Perstorp said: "As businesses and end-consumers wish to reduce their carbon footprint, the demand for chemical products based on sustainable raw materials increases continuously". "Since nearly all manufactured goods rely on chemical products, we have the opportunity to make a great positive impact and it makes us proud to add two products to our portfolio that can help customers meet their CO₂ targets and produce more sustainable products."



Neeture and Evyron, along with all Perstorp's Pro-Environment products are certified according to the sustainability certification system ISCC PLUS (International Sustainability & Carbon Certification). ISCC PLUS aims to provide companies, brand owners, and consumers the assurance that high sustainability requirements are met. The products, the mass balance, as well as the annually updated and audited product carbon footprint calculations are all ISCC PLUS certified.

Perstorp applies a mass balance with physical and chemical traceability which means that no credit transfer is applied and that all the different raw materials needed to produce the products are used. To produce Neeture N100 and Evyron T100, ISCC-certified biogas, methanol and propylene based on either bio or bio-circular origin are used. Being ISCC PLUS certified means that all sustainable raw materials are ISCC PLUS or ISCC EU certified in all parts of the value chain all the way back to the point of origin.

Anna Berggren, Vice President Sustainability at Perstorp, added: "Being able to offer two of our most popular Pro-Environment products, Neeture and Evyron, in 100% shifted grades brings us one step closer toward breaking fossil dependence and our ambition of becoming Finite Material Neutral. We continuously develop our supply of renewable and recycled raw materials which enables us to find solutions that reduce environmental impact as well as meet the market's demand."

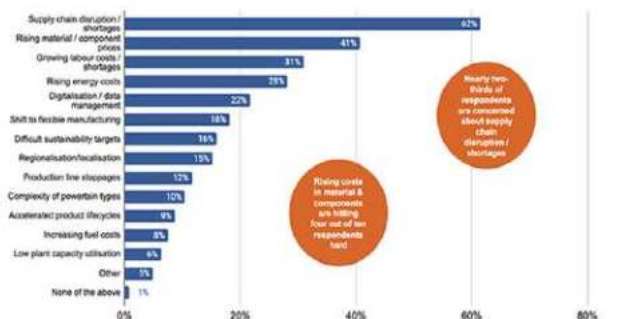
Source: Interplas Insights

Global Auto Manufacturers Shift from Just-in-Time to Just-in-Case Strategy, Says Survey

Supply chain disruptions and rising material costs are causing the global automotive industry to re-evaluate lean manufacturing principles reveals a new survey commissioned by ABB Robotics. Shifting from "just-in-time" to "just-in-case" strategies, manufacturers are holding more stock to protect against unplanned disruptions.

Produced in partnership with leading industry publication Automotive Manufacturing Solutions, the survey was completed by a mix of global industry experts from vehicle manufacturers, suppliers, and engineering. Nearly two thirds (62%) of respondents cited ongoing supply chain concerns when asked to select their top three challenges to automotive manufacturing, while 41% cited the impact of material and component price increases and 31% pointed to growing labor costs and shortages.

Supply chain disruption, rising material & labour costs are the top MANUFACTURING challenges



The survey also revealed how manufacturers are turning to increased stock-holding and bulk material purchasing to limit their exposure to disruption elsewhere in the supply chain, while working with a wider network of suppliers to ensure sufficient availability of parts.

"This seismic shift in manufacturing logistics requires smart, effective solutions," said Joerg Reger, managing director of ABB Robotics Automotive Business Line. "ABB is addressing these challenges directly with more efficient and flexible solutions, such as our range of AMRs [autonomous mobile robots], which can greatly improve the speed of delivery of critical parts to the assembly line."

The survey highlighted how the rising cost of raw materials (62%) had already overtaken energy costs (59%) as the industry's chief concern. Energy efficiency continues to be important (17%), while an identical number of respondents felt that tighter cost management was crucial to the industry's response.





Sustainability targets (mostly) on track

Respondents were broadly positive about the prospect of achieving sustainability targets, with 16% responding “yes definitely,” 51% saying “yes but it won’t be easy,” and 29% selecting, “possibly but with great difficulty.” Four percent said they don’t see it happening, while 1% were unsure. Overall, therefore, 96% of respondents believe it’s possible to meet sustainability targets, albeit with varying degrees of difficulty.

Questioned about the barriers to achieving sustainable manufacturing, the responses were:

- High levels of capital investment required, 24%;
- sourcing renewable energy, 15%;
- recycling challenges, 12%;
- implementing new manufacturing processes, 11%;
- reducing energy consumption, 10%;
- difficulty conducting a carbon impact assessment, 8%.
- Barriers to electrification

Asked about how realistic it is for industry to shift to 100% electric vehicle production by the target dates, ranging between 2030 and 2040, respondents were pessimistic, with more than half believing that 100% electrification is not realistic by the target dates. Of the responses, the only positive views were 11% for “definitely yes” followed by 28% saying “yes, but it won’t be easy.” Those that thought the target dates would not be met included 41% selecting, “possibly, but not by the target dates,” 18% saying they don’t see this happening, ever, and 2% who were not sure. When those results are grouped together, a total of 39% believe that target dates will be met with a varying degree of difficulty. By contrast, a total of 59% believe that targets will not be met by the given date, or don’t see it ever happening.

When probed further about the specific barriers to achieving 100% electrification by the target dates, the major responses were “adapting to the new battery supply chain” (19%), “other” (19%), “high levels of capital investment required” (16%), “too rapid a pace of change” (14%), and “refitting & adapting existing production lines & plants” (8%).

Questioned more broadly about the constraints to electric vehicle growth, respondents cited “lack of charging infrastructure” (26%), “high battery & electric vehicle prices” (17%), “slow technological advances in EV range & charging performance” (12%), “constrained upstream battery supply chain” (8%), “consumer resistance to EVs” (7%), and “lack of battery cell Gigafactory capacity” (7%).

The ABB survey includes close to 600 global industry experts, from vehicle manufacturers to suppliers at all levels of management and engineering, and other key professionals throughout the automotive world.

Source: Plastics Today

High-Heat-Resistant LCP Insulates EV Battery Modules



Solvay has introduced a high-heat- and flame-retardant grade in its Xydar liquid crystal polymers (LCP) portfolio designed to meet critical safety demands in EV battery components. The new Xydar LCP G-330 HH material addresses challenging thermal and insulation requirements and is targeted particularly at battery module plates of EV models operating with high-voltage systems.

“As automakers are moving from 400 to 800 V on next-generation electric vehicles, new regulations in Europe, China, the United States, and other countries are increasing the demand on battery components to withstand temperatures from 300° to 1000° C for an extended window of up to 15 minutes,” said Brian Baleno, head of marketing for transportation at Solvay Materials. “Appropriate materials are expected to retain a level of electrical insulation protection that will provide sufficient time for passengers to exit the vehicle in a thermal runaway event. Our new Xydar LCP grade combines this high safety potential with exceptional processability.”

Xydar LCP G-330 HH is a glass-filled LCP for injection molding capable of retaining its electrical insulation upon exposure to 400° C for 30 minutes. Xydar LCP is an inherently flame-retardant polymer, without the use of halogen or bromine additives. In addition, it offers exceptional flowability and helps battery designers achieve thinner parts than is possible with incumbent battery module insulation materials, such as polycarbonates or aerogels. It has been successfully tested with plates molded in typical dimensions of 100 x 150 x 0.5 mm.

Xydar LCP is a proven fit in many electrical and electronic as well as coating applications, according to Solvay. Besides automotive lighting components, sensors, solenoids, and connectors, advanced examples in e-mobility include thin-wall slot liners used in the rotor design of an electric-drive traction motor.

Xydar LCP G-330 HH extends the portfolio of Solvay's battery solutions, which also includes Solef PVDF for binders and separators, Ryton PPS for coolant line connectors and vents, and Amodel PPA for connectors and busbars.

Source: Plastics Today

Antimicrobial solutions for more sustainable plastics

Minimising or even preventing microbial contamination is a remarkably effective alternative that, in conjunction with regular surface cleaning regimes, can help to overcome these challenges and extend product longevity. Antimicrobial additives are increasingly being adopted by a whole host of industries, and can be seamlessly incorporated into a wide range of polymers at the point of manufacture without affecting the product's aesthetics or performance. They therefore become an intrinsic part of the plastic that will not wash off, wear away or succumb to rigorous cleaning, working 24/7 to limit the growth of odour- and stain-causing microbes for the entire lifetime of the product.



One of these innovative solutions is LapisShield by Microban, from Microban International, the global leader in built-in antimicrobial product protection.

LapisShield has been specifically developed for water-based coatings that are applied to polymer products and is proven to inhibit bacterial growth by up to 99.99%, as well as limiting the growth of mould and mildew. It achieves this through disrupting cells' internal enzymes, blocking metabolic pathways, and creating an inhospitable environment where these microbes cannot proliferate.

Ascera is another next generation antimicrobial offering from Microban and is designed for use in olefinic polymer masterbatches and solvent-based coatings. This additive has antibacterial efficacy and works by interfering with the absorption and conversion of nutrients to inhibit bacterial cell growth and survival. Ascera represents the company's commitment to developing a new class of sustainable chemistries, as it is based on an active ingredient inspired by nature.

Adding to this impressive list of advantages, both LapisShield and Ascera are completely free from heavy metals, further alleviating environmental concerns and giving added peace of mind to both manufacturers and customers.

Antimicrobial additives: adding up to a sustainable future

Consumers are increasingly expecting higher quality, longer-lasting goods, as well as becoming more aware of the ecological issues surrounding plastics in general. Coupled with this, governing authorities are formulating ever-stricter laws aimed at protecting the environment and preventing pollution. This puts pressure on manufacturers to find ways of making their plastic products more environmentally friendly, including extending their lifespan and durability. Built-in antimicrobial technologies such as those produced by Microban have great potential for sustainable product development and could ultimately go a long way towards reducing the volume of plastic waste entering the environment, helping to shape a greener planet.

Source: Medical Plastics News



Fertility wellness brand OVUM launches fully recyclable pregnancy test

The company claims the impact of regular early testing was a key factor in developing the pregnancy tests and providing a product that was not only environmentally friendly, but cost-friendly too.

The entire test, its wrapper and the desiccant are fully recyclable. Users are simply required to put the tests in the prepaid envelope provided in each box of tests and post them to the fertility organisation's recycling partner, Enval.



OVUM acknowledges that its tests still introduce new plastic. As a result, the fertility brand is committed to removing twice as much plastic from the environment than it creates and has been certified as 'plastic negative' by rePurpose Global, the world's leading plastic action platform.

Co-Founder of OVUM, and Pro Endurance Athlete, Jenny Wordsworth said: "For too long, the woman who is trying to conceive has been ignored, so we're proud to announce the launch of the UK's first and only fully recyclable midstream pregnancy test. This launch marks the end of pregnancy tests ending in landfill, and this product is destined to become a best-in-class and a clear disruptor brand to Clearblue."

Dr. Kat Joseph, Chief Medical Officer at OVUM, added: "This launch is the culmination of 10 months of work, and our team couldn't be prouder of what we have achieved. We hold ourselves to the highest standards at OVUM, so securing FDA approval was vital as their performance criteria for the accuracy of early detection tests are stricter than those in the UK. We know our customers want to test as early as possible, and with our tests, they can confidently do so."

Source: Medical Plastics News

India News

DIC India Inaugurates its New State-of-The Art Manufacturing Facility in Gujarat

The leading manufacturer of printing inks, innovative packaging solutions, and allied material in the country, DIC India Limited, part of DIC group, Global Leaders in printing and packaging Inks, today inaugurated its advanced and latest Toluene free plant 'Optima' for Liquid Ink manufacturing at Saykha in Bharuch district, Gujarat.

Spread across a vast area of 92,500sqm, the plant has the capacity to manufacture over 10,000+ Tonnes of TF, KF/NTNK (Toluene Free/ Ketone Free) liquid inks in two shifts in phase -I. The plant will be further augmented to produce value added and specialty products for domestic and export markets.

Set up with a total investment of INR 1100 Mn for phase -I the new plant will provide direct employment to more than 100 associates with the aim to cater to the growing demand of toluene free and ketone free based inks in the country.



With this new plant, DIC India will now have an expanded footprint in India. Its other four plants are at Kolkata, Uttar Pradesh, Gujarat (Ahmedabad), Karnataka.

Established at the center of the chemical hub of India, the strategic location gives the company close access to the Northern and Western markets that drive majority of the demand in the segment. The plant boasts of a bulk line manufacturing facility for supplying standard and specialty TF, KF/NTNK inks.

Constructed with care, the plant, called OPTIMA plant is laden with latest technological features to cater to the growing demand in the country at present. The plant has also been designed to accommodate future expansion needs of the company. The Optima plant will also work towards strengthening the company's business in export markets.



(R-L): Mr. Paul Koek, Regional Managing Director, DIC Asia Pacific along with Mr. Manish Bhatia, MD & CEO at DIC India Limited and Mr. Ryohei Kohashi, Regional Chief Financial Officer, DIC Asia Pacific at the inauguration of DIC India's 5th plant 'Optima' in Gujarat

Speaking on the occasion, Mr. Paul Koek, Regional Managing Director, DIC Asia Pacific said, "The Indian market is a priority market for DIC group and this new manufacturing facility has been established with the vi-



sion of catering to the new demand as well as usher in new growth prospects for us in the country. As a market leader in printing ink manufacturing, we are bringing more advancement in our manufacturing processes to augment our quality and customer service, meet the rising demand and maintain global standard at all our touch points. This facility, with a strong inbuilt design features which will expand sustainability footprint of DIC India will benefit customers, generate employment as well as solidify our over 75 years presence and leadership in India.”

Mr. Manish Bhatia, MD & CEO at DIC India Limited, said, “India is a strategic market for us and our long standing journey in the country is a testimony to the success we have achieved over the years. The market is witnessing increased demand for technological superior and specialty printing inks for packaging. The inauguration of the new facility is another stepping stone for the company’s future expansion plans here. The new plant set up has been constructed using leading technological features to modernize as well as to increase production efficiencies. This plant is a completely Toluene free plant for DIC India. We are optimistic that the manufacturing facility will help in catering to both domestic as well as international demand and expand our footprint in India.”

Out of the plant’s 92,500 sqm, 45,000sqm has already been constructed under Phase 1. The area will be used for consolidation of different plants and different types of products of DIC Indian Operations.

DIC is in the process of getting green certification for the site. This will be probably the first plant in India to achieve this accreditation. Optima site, as the plant is called produced TF and KF products are also compliance with international regulations. The company also aims to achieve ISO and OSHAS certification post the stabilizing of production of the Optima plant by the year 2023-24. The plant will support our customers in their sustainability compliance.

Source: Packaging 360

India ‘largest arms importer’ in 2018-2022, but defence exports hit ‘all-time high’ of Rs 13,399 cr in 2022-23

India now exports to ‘more than 80 countries’. Narendra Modi govt had in 2020 set target of Rs 35,000 cr export in aerospace and defence goods & services for next 5 years.

Earlier this month, the Union Defence Ministry announced that India’s defence exports have reached an all-time high of Rs 13,399 crore in the ongoing 2022-2023 financial year, stating that the nation now exports to more than 80 countries worldwide.

The list of countries included Italy, Sri Lanka, Russia, Maldives, Mauritius, Nepal, France, Sri Lanka, Egypt, Israel, Bhutan, UAE, Saudi Arabia, Ethiopia, Philippines, Poland, Spain and Chile.

The increase in defence exports has been about seven times what it was eight years ago in 2015-16 at Rs 2059.18 crore, according to official data.

However, the latest report of the Sweden-based Stockholm International Peace Research Institute (SIPRI), which tracks defence spending trends, noted that India was the world’s largest arms importer between 2018 and 2022, accounting for 11 per cent of global imports.

This despite the fact that the Narendra Modi government has really pushed for indigenisation, with heavy curtailment of defence imports.

Sources in the defence establishment explained that India is in the initial stages of creating a defence ecosystem and the import numbers will come down over the next five-seven years as it is the government’s priority to encourage indigenisation.

On exports, the sources said that close to 70 per cent were being made by India’s private sector, with the public sector now coming up and negotiating big-ticket deals for Brahmos to fighter jets and helicopters.

During 2016-2020, India accounted for 0.2 per cent of the share of global arms exports, making it the 24th largest exporter of major arms in the world, according to a report in Hindustan Times. This represented an increase of 228 per cent over India’s export share of 0.1 per cent during the previous five-year period of 2011-15. When it comes to the top 100 arms-producing firms, only two Indian companies — the state-run Hindustan Aeronautics (HAL) and Bharat Electronics (BEL) — figure in a list released by SIPRI last year. HAL ranked 42nd in the SIPRI report, with arms sales of \$3.3 billion, and BEL ranked 63rd with sales of \$1.8 billion. However, the majority of their sales came from domestic purchases by India’s defence forces, according to the report.



Ambitious target, major exports

The Narendra Modi government had in 2020 set an ambitious target of Rs 35,000 crore (\$5 billion) export in aerospace, and defence goods and services for the next five years. This was part of the Rs 1.75 lakh crore (\$25 billion) turnover in defence manufacturing that the government is aiming to achieve by 2025.

While India exports several defence items to about 80 countries, according to government data, the majority of that is in the aerospace sector, where Indian firms have been manufacturing several parts, including fuselage and critical components, for foreign companies, besides the Dhruv Advanced Light Helicopters exported to Mauritius.

For example, earlier this month, US-based defence and aerospace giant Lockheed Martin and Tata Group signed an agreement to commence production of fighter wing shipsets at their joint venture in Hyderabad. The order involves 29 fighter wing shipsets, with the option of producing additional shipsets, with deliveries starting in 2025. The wings are intended for the F-16 Block 70/72 jets and would be delivered to a US facility in Greenville, South Carolina, for inclusion into the assembly line.

Besides that, all fuselages of the American attack helicopter Apache sold across the world are now made in India, in a joint venture between Boeing and Tata, and so are the fuselages of the S-92 Sikorsky chopper.

Similarly, companies like Adani Defence and Lohia Group are manufacturing fuselages for several Israeli drones.

Indian companies are also making and exporting components for systems that are assembled by foreign companies elsewhere, but sourced from India.

According to government data, the major defence equipment exported in the past five years includes weapon simulator, tear-gas launcher, torpedo-loading mechanism, alarm monitoring & control, night vision monocular and binocular, light-weight torpedo & fire control

systems, armoured protection vehicle, weapons locating radar, HF Radio, coastal surveillance radar, among others.

Export of other major defence items like BrahMoS missiles to the Philippines, to mounted artillery systems to Armenia, is not mentioned because the actual delivery is yet to start.

SIPRI data on international arms transfer trends also highlights that about 50 per cent of India's defence exports from 2017 to 2021 were to Myanmar, followed by Sri Lanka (25 per cent), and Armenia (11 per cent).

The exports to Myanmar include 122mm barrels, boosters, detonating caps, igniters and electronic detonators, besides day and night optical sights for assault rifles.

Sources in the defence establishment told ThePrint that exports to Sri Lanka included almost the same items, along with certain kinds of ammunition.

Exports to Armenia included, besides mounted artillery, Pinaka multi-barrel rocket launchers, Konkurs anti-tank guided missile and a wide variety of ammunition.

Measures taken to push exports

The government has taken a number of steps to push defence exports, according to the sources.

The big change that has helped in exports, especially that of munitions, is that the Special Chemicals, Organisms, Materials, Equipment and Technologies (SCOMET) Category 6 titled 'Munitions List' that was "Reserved" has been populated.

This means that the director general of foreign trade delegated its authority and notified the department of defence production (DDP) as the licensing authority for export of items in Category 6 of SCOMET.

The export of items specified in the list, except for certain restricted items, is now governed by the standard operating procedure issued by the DDP.

Another measure to push exports has been the setting up of an end-to-end online portal for receiving and processing export authorisation permits, through which the applications submitted are digitally signed and authorisation also issued digitally, at a faster pace.

For repeat orders of the same product to the same entity, the consultation process has been done away with and permission is issued immediately. For repeat order of the same product to different entities, the consultation done earlier with all stakeholders is now limited only to the Ministry of External Affairs, according to the

defence ministry.

In intra-company business, the earlier requirement of getting an end-user certificate (EUC) from the government of an importing country has been done away with, and the 'buying' company is authorised to issue the EUC. This is especially relevant for outsourcing of work by a defence-related parent company abroad to its subsidiary in India.

Also, a separate cell has been set up in the DDP to coordinate and follow up on export-related action, including enquiries received from various countries, sharing leads with private sector and public sector companies, and to facilitate exports.

Source: The Print

Centre launches MSME Competitive (LEAN) scheme



Union minister for Micro, Small and Medium Enterprises, Narayan Rane, on Friday launched the MSME Competitive (LEAN) scheme.

Speaking at the occasion, the minister said that LEAN has the potential to become a national movement. "It aims to provide a roadmap to global competitiveness for the MSMEs of India."

The scheme will not only attempt to improve quality, productivity and performance, but also the capability to change the mindset of manufacturers, he said.

"This scheme is an extensive drive to create awareness among MSMEs about LEAN manufacturing practices and motivate and incentivize them to attain LEAN levels while also encouraging them to become MSME champions," the MSME ministry said.

Under the scheme, MSMEs will implement LEAN manufacturing tools like 5S, Kaizen, KANBAN, visual workplace, and Poka Yoka under the able guidance of trained and competent LEAN consultants to attain LEAN levels like basic, intermediate and advanced.

Through the journey, MSMEs can reduce wastages substantially, increase productivity, improve quality, work safely, expanding their markets, and finally becoming competitive and profitable.

"To support MSMEs, the government will contribute 90% of implementation cost for handholding and consultancy fees. There will be an additional contribution of 5% for the MSMEs which are part of SFURTI clusters, owned by women/SC/ST and located in NER," the ministry added.

In addition to the above, there will be an additional contribution of 5% for MSMEs registering through Industry Associations/Overall Equipment Manufacturing (OEM) organizations after completing all levels.

"There is a unique feature to encourage Industry Associations and OEMs for motivating their supply chain vendors to participate in this scheme," the ministry said.

Source: The Mint

Demand for MSME loans up by 1.7x in Q2 FY23: Report



The demand for MSME loans during Q2 FY23 in terms of the number of commercial credit inquiries has grown by nearly 1.7 times the demand two years ago, said the latest edition of the SIDBI-TransUnion CIBIL MSME Pulse report. The growth has come on the back of efforts by the government and financial sector to develop and implement multiple support mechanisms, and an evolving digital public infrastructure for the MSME sector, the report said.

Lender-wise, credit demand grew by 1.9x and 1.6x as of September 2022 over two years for public sector banks and private banks respectively. For NBFCs, the demand grew by more than 2x for the same period.

"Demand for credit from the MSME sector is at an all-time high and supply by the credit industry remains stable while delinquencies have declined. These findings prove that the credit industry has been able to wield the power of insights and data analytics to identify de-

serving MSMEs and drive access to credit opportunities astutely across business sectors and geographies,” said Rajesh Kumar, said Managing Director and CEO, TransUnion CIBIL in the report.

In terms of disbursements by amount, credit to the MSME sector in FY23 Q2 jumped by 24 per cent to Rs 2.16 lakh crore from Rs 1.74 lakh crore in FY22 Q2. The micro segment reported 54 per cent growth in disbursements from Rs 37,000 crore as of FY22 Q2 to Rs 57,000 crore as of FY23 Q2, “reaffirming the increased inclusivity focus in the market,” the report said.

Disbursements in small and medium enterprises reported 22.8 per cent (from Rs 70,000 crore to Rs 86,000 crore) and 8.9 per cent (from Rs 67,000 crore to Rs 73,000 crore) growth respectively. Disbursements by amount in FY23 Q2 for public banks, private banks and NBFCs increased by 21 per cent, 25 per cent and 34 per cent, respectively compared to FY22 Q2.

Meanwhile, the total bank credit deployed to the MSME sector under priority sector credit in January 2023 stood at Rs 19.27 lakh crore – 14.4 per cent of Rs 133.4 lakh crore overall bank credit deployed across sectors –with 15.6 per cent growth from Rs 16.66 lakh crore deployed in January 2022, according to the Reserve Bank of India’s latest data on sectoral deployment of the gross bank credit.

Source: FE

TN secures investments worth Rs 4 trillion in last four years: Study

Tamil Nadu has attracted new investment proposals of over Rs 4 trillion in the last four years, helping the state generate over 50,000 new direct employment opportunities, according to the study conducted by the MSME Export Promotion Council (EPC), in association with the Confederation of Organic Food Producers & Marketing Agencies.

Releasing the study on Investment: Growth & Development in Tamil Nadu, the chairman of the MSME EPC, DS Rawat, said a significant number of projects are in the manufacturing sector. In 2021-22, the state received new investment proposals of Rs 85, 831 crore and during the pandemic year 2020-21, worth Rs 85,557 crore. While the new investments in most of the states had slowed down considerably, Tamil Nadu continued to be investors’ favoured destination, added Rawat.



In 2021-22, the completed projects were worth Rs 24,850 crore, while the state government revived projects of Rs 1,647 crore. As per data available with the Centre for Monitoring of Indian Economy (CMIE), the total investment projects outstanding were of Rs 14, 21,792.38 crore and under implementation was to the tune of Rs 7,54,634.33 crore.

During FY20, new investment projects were of `81,406.35 crore, completed projects worth Rs 34,978.15 crore, revived projects of Rs 2,155.78 crore, total investment projects outstanding were of `12,38,180.20 crore, and projects under implementation were at Rs 6,34,180.05 crore.

The study attributed continuous flow of investments, both domestic and foreign, to the state’s advanced infrastructure, mature industrial ecosystem and logistics capabilities. The state government has already taken a host of policy initiatives to become the leading investment destination.

The study found that a number of micro units and ancillaries are coming up, including in rural areas. Reportedly, there are over 5 million MSMEs, third behind the Uttar Pradesh and West Bengal. In terms of nature of ownership, proprietorship accounts for 91.13%, partnership 0.44%, companies 0.10%, self-help groups 0.26% and others 6.11%; more than 95% of MSMEs employ five or less workers.

It was observed that the overwhelming majority of MSMEs are self financed and initial investments come from their own sources of funds or through informal sources. To strengthen the MSME sector, the state government has taken several initiatives including handholding and financial support. The MSMEs are major contributors to value creation, generating between 50 to 60% of value addition on an average.

Source: FE



Why become a Plexconcil Member?

Established since 1955, the Plastics Export Promotion Council, PLEXCONCIL, is sponsored by the Ministry of Commerce and Industry, Department of Commerce, Government of India. PLEXCONCIL is a non-profit organization representing exporters from the Indian plastics industry and is engaged in promoting the industry exports.

The Council is focused on achieving excellence in exports by undertaking various activities and initiatives to promote the industry. The Council undertakes activities such as participation at international trade fairs, sponsoring delegations to target markets, inviting foreign business delegations to India, organising buyer-seller meets both in India and the overseas etc.,

The Council also routinely undertakes research and surveys, organizes the Annual Awards to recognize top performing exporters, monitors the development of new technology and shares the same with members, facilitates joint ventures and collaboration with foreign companies and trade associations as well as represents the issues and concerns to the relevant Government bodies.

The Council represents a wide variety of plastics products including – Plastics Raw Materials, Packaging Materials, Films, Consumer Goods, Writing Instruments, Travel ware, Plastic Sheets, Leather Cloth, Vinyl Floor Coverings, Pipes and Fittings, Water Storage Tanks, Custom made plastic Items from a range of plastic materials including Engineered Plastics, Electrical Accessories, FRP/GRP Products, Sanitary Fittings, Taraulins, Laminates, Fishing Lines/Fishnets, Cordage/Ropes/Twines, Laboratory Ware; Eye Ware, Surgical/Medical Disposables.

Membership Benefits

- Discounted fees at International Trade Fairs and Exhibitions
- Financial benefits to exporters, as available through Government of India
- Disseminating trade enquiries/trade leads
- Instituting Export Awards in recognition of outstanding export performance
- Assistance on export financing with various institutions and banks
- Networking opportunities within the plastics industry
- Listing in PLEXCONCIL member's directory
- We don't offer the website development support any more.

*Nominal Charges Applicable

The Plastics Export Promotion Council added the following companies/firms as new members during February 2023. We would like to welcome them aboard!

Sr. No	Name of the Company	Address	City	Pin	State	Director Name	Email
1	A.C. Polycoaters Private Limited	Plot No 248 Hsiidc Footwear Park, Sector-17 Bahadurgarh,	Jhajjar	124505	Haryana	Man Mohan Chawla	acpolycoats@gmail.com
2	Addonn Polycompounds Private Limited	Plot No 41e, Balaji Complex Sanjay Colony Sector 23	Faridabad	121005	Haryana	Gaurav Aggarwal	info@addonnpolycompounds.com
3	Aritas Vinyl Private Limited	Survey No. 688/B, Village-Kubadthal, Tal: Daskoi Daskoi,	Ahmedabad	382430	Gujarat	Anil P Agrawal	anila-grawal113@yahoo.com
4	Bajaj Reinforcements Private Limited	Plot No. D - 5/1, Midc Hingna Industrial Estate,	Nagpur	440016	Maharashtra	Kevinkumar Vinodrai Antala	vaibhav.a@brllp.in
5	Balaji Resins And Polymers	D-01, Mangalmurthi Industrial Complex, T-80,,Midc,Bhosari,	Pune	411026	Maharashtra	Vishal Omprakash Khandelwal	vishal.khandelwal18@gmail.com
6	Begampur Rope Center	Joykrishnapur, P.S-Chanditala, Begampur, Hooghly	Kolkata	712306	West Bengal	Sekh Mostakin Ali	begampur-ropecentre@gmail.com
7	Domo Engineering Plastics India Private Limited	Ttc Industrial Area , Midc, Mahape,Plot No. EL-172 , Navi Mumbai,	Thane	400710	Maharashtra	Pramendra Singh	pramendra.singh@domo.org
8	Ekdant Plastics	Plot No. A-112 (Part), Midc Shendra,	Aurangabad	431007	Maharashtra	Kishor Badripasad Rathi	ekdantplastics@gmail.co
9	Farmson Plastic	National Highway No 8-B, Opp Atul Oil Cake, Dhoraji,	Rajkot	360410	Gujarat	Kevinkumar Vinodrai Antala	farmsonplastic@gmail.com
10	Fibro Grats Private Limited	000-1st Floor, 30, S.K.-1, Compound,- Mittal Tol Kanta, Lasudia Mori, Dewas Naka, Indore	Indore	452010	Madhya Pradesh	Ashok Kumar Jain	accounts@fibrograts.com
11	Flamemax Engineering	No.95a/96, Dhanalakshmi Nagar,Vadaperumbakkam,Chennai,- Tamil Nadu,Thiruvallur,600060	Chennai	600060	Tamil Nadu	T Shanmugavel	flamemax08@gmail.com
12	Gajindra Plastics	Plot No.25, Block-C, Phase-Ii, Gautam Buddha Nagar,	Noida	201305	Uttar Pradesh	Amandeep Singh	amandeep@gajindrapvc.com
13	Ganga Masterbatches Llp	Plot No. 1462, H Block, Dsiidc, Industrial Area, Narela,	North West Delhi	110040	Delhi	Parv Gupta	info@gangamb.com
14	Glasnost India	Plot No 608, New Gidc Gundlav, Next To Krishna Saw Mill Compound, Gundlav	Valsad	396035	Gujarat	Alpesh Kanubhai Desai	alpesh@gibags.net
15	Greentek Plast	1st Floor, 1 Modibuag, Ganeshkhind Road Shivajinagar	Pune	411016	Maharashtra	Shubham Milind Lunkad	sales.bdm1@greentekplast.com
16	Gurukrupa Industries	4 Shanti Vihar, Jankibai, Kanderpada,,L M Road, Dahisar-West,	Mumbai	400068	Maharashtra	Nishith Keshavlal Chitalia	gurukrupa_industries@yahoo.com



17	H K Industries	Bhatti Street, Near Pathano Wali Masjid,	Moradabad	244001	Uttar Pradesh	Hemant Kumar Mehta	hkindustries26@gmail.com
18	Indu Multi-Pack Industries	Survey No. 759/1, Maneka Industrail Estate, Dabhel, Nani Daman,, Dadra And Nagar Haveli ,	Daman And Diu,Daman	396210	Dadra & Nagar Haveli And Daman & Diu	Mukesh Himatl Sheth	indumulti-pack@gmail.com
19	Iniyan Traders	No.5, Manaveli Road, Sivananthapura-m,Cuddalore O T,Cuddalore,Tamil Nadu, Cuddalore	Cuddalore	607003	Tamil Nadu	Ramachandran K	iniyanfishnet@gmail.com
20	Ivy Techno Innovations	T 310, Vardhman Key Point Plaza Lsc Mkt Plot No.1,Sec 6 Dwarka	New Delhi	110075	Delhi	Sunil Kumar Khuttan	skhuttan@ivytechnovate.com
21	Kay Plast Product Private Limited	Arazi No.1619,Post/ Village Schendi Kanpur,	Kanpur Nagar	209304	Uttar Pradesh	Anup Kumar Agarwal	info@kayplast-product.com
22	Khushi And Tashi Enterprise	23 Shankheshwar Industrial Estate, Gujarat Phase I Gidc Vatva	Ahmadabad	382445	Gujarat	Falguni Hitendra Shah	khushitashien-terprise@gmail.com
23	Kings Throne Services And Exports Private Limited	F. F-2(A/4) Sfx Residency, Old Goa	Panaji	403402	Goa	Joven Fernandes	joven.fernandes189@gmail.com
24	Mayur Straps And Packaging Industries	Survey No. 179, Opp. Atul Auto Ltd. Nr. Everest Fertilizers,Veraval - Shapar,	Rajkot	360024	Gujarat	Bachubhai Sukabhai Antroliya	info@mayurstraps.com
25	Msr Enterprises	Flat No. 502, 5th Floor, Swarna Residency,Godavari Homes, Gayathri Nagar, Suchitra Cross Road,Hyderabad,- Telangana,Rangareddy,500067	Hyderabad	500067	Telangana	Mothe Santosh Reddy	santoshreddy-mothe@gmail.com
26	Multiprene Internationals Private Limited	000-A-208 Eastern Business District, Managatram Petrol Pump Lbs Road Bhandup West,	Mumbai	400078	Maharashtra	B.K. Singh	info@multiprene.com
27	New Era Packaging	Plot No.299, Zak-Vahelal Road, Gujarat Dahegam	Gandhinagar	382305	Gujarat	Deepak Manwani	newerapack@yahoo.com
28	Nexa Polypack Private Limited	L S No 803/004, Jaliya Math, Sampa Dehgam	Gandhinagar	382315	Gujarat	Sukhdev Rajpurohit	nexapolypack@gmail.com
29	Polycore Fab LLP	Basila Restaurant, Morbi Rajkot Highway, R S No.141/1,9 1, Chhattar Vachhakpar Road, Tankara,Chhattar,Morbi,	Morabi	363650	Gujarat	Merja Jaydeep Manharlal	polycorefab-llp@gmail.com
30	Purv Technoplast Private Limited	Annapuran Apartment, Flat 1b, 1st Floor 23, Sarat Bose Road	Kolkata	700020	West Bengal	Rajeev Goenka	j.kumar@purv.in
31	Rajesh Plastics	15, Agarwal Udyog Nagar, Extention 2, Sativali Road,Village, Waliv, Vasai East	Palghar	401208	Maharashtra	Kirtikumar Champaklal Boradia	rajlab@hotmail.com

New Members

32	Rv Instruments Private Limited	C-1 /3, Paper Mill Colony, Nishat Ganj,	Lucknow	226006	Uttar Pradesh	Vivek Singh Rathore	rvinstrument-spvtltd@rediff-mail.com
33	S S Polyfusion	Plot No. 19p,20p,- J.L,-111, Tetikho-la,P.O- Arrah Durgapur.	Bardhaman	700016	West Bengal	Selvraj Padmanabhan,	sspolyfusion@gmail.com
34	Shakti Tex Coaters Private Limited	82 Abdul Rehman Street		400003	Maharashtra	Satish Chheda	ashwin.shaktitex@gmail.com
35	Shalirex Polyvinyl Private Limited	Gat No175 Sanaswadi, Near L&T Phata Nagar Road, Tal Shirur	Pune	412208	Maharashtra	Oveez Khan	shalirexpolyvinyl@gmail.com
36	Shri Jaleshwar Packaging	Rs No.224/1 And 225,Jagna,Ahmedabad Highway,Jagana,	Banas Kantha	385001	Gujarat	Representative Jayeshkumar Nanjibhai Chaudhary	shri.jaleshwar@gmail.com
37	Shyam Polypack	Thorala, Survey No 265, P5, Rajpar,	Morbi	363641	Gujarat	Merja Ravi Valamjibhai	shyampolypack43@gmail.com
38	Silvo Plast	106-104 Merchant Indl Est No 2. Golani Naka Waliv. Vasai (E) Thane	Palgha	401208	Maharashtra	Mandar Raut	silvoplast@gmail.com
39	Sla International	Araji 1519/2584 Chhoti Sadri,	Pratapgarh	312604	Rajasthan	Sunil Kumar Aanjna	sunilaanjna@gmail.com
40	Sunita Plastic Industries	Plot No C-61 Stice, Musalgaon Sinnar, Sinnar,	Nashik	422103	Maharashtra	Prabhakar Digambar Badgujar	sunitaplastic@rediffmail.com
41	Syntel Industries Private Limited	Plot No. 7/6 , Part-B , Block No. 226, Sachin Udyog Vikas Sahkari Sangh- Moje -Village-Vanz Sachin,	Surat	394230	Gujarat	Nikunj Maheshbhai Savaliya	kbc14994@gmail.com
42	Tubest India Private Limited	Plot No A, Block No 956 Sapawada	Idar	383430	Gujarat	Shailesh Patel	patelsd1988@gmail.com
43	Varivar Plast Products Private Limited	Plot No 59, Birtian, Mandhana,	Kanpur Dehat	209217	Uttar Pradesh	Kopal Gupta	info@bharatcollection.com
44	Vitthal Polypack Private Limited	Gut No 531,,Sindhi Kalegaon, Mantha Road, Jalna,	Jalna	431203	Maharashtra	Sanjay Rathi	vitthalpolypack@gmail.com
45	White Polymers	Plot No-99, Survey No. 285,294,295/ 2,296/1,297/1 And 298, Shreeji Industrial Estate, Morbi-Rajkot Highway,At-Shakat Sanala,	Morbi	363641	Gujarat	Rajpara Piyushkumar Hareshbhai	whitepolymers31@gmail.com
46	Winner Technoplast Private Limited	000-202,2nd Flr,C Wing,Palm Beach Resid, Palm Beach Road,Plot 24to29, Sector4 Nerul	Navi Mumbai, Thane	400706	Maharashtra	Ajay Jhalani	ajay@di-no-plus.com
47	Zaveri Engineers	212, Ramgopal Indl. Estate,Dr.R.P.Rd. Mulund (W) Contact No: Na,	Mumbai	400080	Maharashtra	Shailesh Jethalal Zaveri	zaveriengineers212@gmail.com